

National GT Challenge/P9 Challenge

Mugello Racing Weekend

Gara 1 (40 Minutes)

Provisional Classification

No Drivers	Team	Car	Cl.	Laps	Total Time	Gap	Kph	Best Lap			
								Lap	Time		
1	6 G. TORELLI / D. GAGGIANESI	Rangoni Corse	Lamborghini Huracan ST	GT CUP 1	21	41:32.446	-	159.1	2	1:50.584	170.7
2	604 J. ALZEN / T. SCHEIBNER	HR Spezialfedem GmbH & Co KG	BMW M4 GT3	6	21	42:26.149	+53.703	155.7	3	1:51.447	169.4
3	151 L. FERRARI / L. MEGNA	FORMULA RACING	Ferrari 488 Challenge EVO	GT CUP 2	21	42:36.020	+1:03.574	155.1	12	1:54.456	165.0
4	7 A. FULGORI / D. PAOLETTI	TRACK AND GO	Porsche 992 GT3 CUP	GT CUP 2	21	43:07.497	+1:35.051	153.2	3	1:55.073	164.1
5	157 G. MARINARO / A. PALAZZO	BEST LAP	Ferrari 488 Challenge EVO	GT CUP 2	21	43:08.203	+1:35.757	153.2	9	1:56.087	162.7
6	43 R. ROMAGNOLI / E. MARCHETTI	BEST LAP	Ferrari 488 Challenge EVO	GT CUP 2	21	43:11.454	+1:39.008	153.0	7	1:56.666	161.8
7	90 A. AMBROSIO / P. PASTORE	SCUDERIA VESUVIO	Lamborghini Huracan GT3	GT3	21	43:13.281	+1:40.835	152.9	10	1:53.785	165.9
8	25 B. PINAR / N. RISITANO	SEVEN HILLS MOTORSPORT	Ferrari 488 Challenge EVO	GT CUP 2	21	43:22.608	+1:50.162	152.4	17	1:55.113	164.0
9	27 M. GIRAUDI / G. GIRAUDI	GRT MOTORSPORT	Ferrari 488 Challenge EVO	GT CUP 2	21	43:23.502	+1:51.056	152.3	17	1:57.117	161.2
10	11 R. MASSARO / M. MENEHIN	SCUDERIA EMME	Ferrari 488 Challenge EVO	GT CUP 2	21	43:29.644	+1:57.198	151.9	2	1:54.509	164.9
11	57 A. BRIGATTI / S. CONTI	LEMA RACING	Lamborghini Huracan ST EVO2	GT CUP 1	20	41:32.599	1 Lap	151.5	2	1:54.241	165.3
12	15 D. GOLIA / G. DE CUNTIS	BEST LAP	Ferrari 488 Challenge EVO	GT CUP 2	20	41:43.763	1 Lap	150.8	8	1:57.342	160.9
13	12 F. FEDE	TEAM CARS RACING	992 GT3 CUP	GT CUP 2	20	41:56.149	1 Lap	150.1	13	1:58.015	160.0
14	24 M. MARULLA / G. GIRAUDI	RC MOTORSPORT	Ferrari 488 Challenge EVO	GT CUP 2	20	41:58.585	1 Lap	149.9	10	1:57.421	160.8
15	50 H. LEE	FORMULA RACING	Ferrari 488 Challenge EVO	GT CUP 2	20	42:01.858	1 Lap	149.7	3	1:58.675	159.1
16	411 M. SUSSENGUTH	TEAM Sussenguth	PORSCHE 991 GT3 CUP GEN II	4b	20	42:11.584	1 Lap	149.2	14	1:57.693	160.4
17	5 S. MAESTRI / A. RODIO	BEST LAP	Ferrari 488 Challenge EVO	GT CUP 2	20	42:15.682	1 Lap	148.9	4	1:58.389	159.5
18	10 M. JOCHER / S. JOCHER	TEAM JOCHER	BENTLEY Continental GT3	GTX	20	42:21.625	1 Lap	148.6	9	1:54.997	164.2
19	18 M. PITORRI / G. SIMONELLI	BEST LAP	Ferrari 488 GT3	GT3	20	42:23.562	1 Lap	148.5	8	1:57.335	160.9
20	23 T. PETERSEN	FORMULA RACING	Ferrari 488 Challenge EVO	GT CUP 2	20	42:24.728	1 Lap	148.4	12	1:57.791	160.3
21	607 J. BENDER	JB racing TEAM	CHEVROLET C7 GT3 Corvette	6	20	42:36.176	1 Lap	147.7	7	1:57.708	160.4
22	28 F. FRANGIONI / E. CASAZZA	TEAM CARS RACING	Porsche 911 GT3 CUP	GT CUP 2	20	42:48.815	1 Lap	147.0	5	2:00.240	157.0
23	204 J. JANSEN	Spirit Race Team	AUDI R8 GT4	2b	20	43:16.427	1 Lap	145.4	8	2:01.093	155.9
24	507 A. LIENAU	Team Lienau	ASTON MARTIN V12 GT3	5	19	41:44.358	2 Laps	143.3	13	2:00.988	156.1
25	42 M. SQUILLACI / E. ROMANI	TEAM CARS RACING	Porsche 992 GT3 CUP	GT CUP 2	19	42:55.882	2 Laps	139.3	15	2:04.255	152.0
26	202 M. WIEZORREK	Spirit Race Team	BMW M4 GT4 F82	2b	18	41:41.597	3 Laps	135.9	11	2:05.723	150.2
27	33 E. ROCCHI / . ARAMIS	SR&R SRL	Ferrari 458 CHALLENGE EVO	GT CUP 3	18	43:37.149	3 Laps	129.9	14	2:09.418	145.9
28	9 A. REVELLO	TEAM CARS RACING	Porsche Carrera GT3	GT CUP 2	17	42:23.106	4 Laps	126.2	12	2:16.667	138.2
Retired											
68	P. ALESSI / F. DANOVA	SF SQUADRA CORSE SRLS	Lamborghini Huracan ST EVO2	GT CUP 1	5	9:15.726			2	1:49.321	172.7
30	D. RODA	GRT MOTORSPORT	Ferrari 458 CHALLENGE EVO	GT CUP 2							
91	M. MAGLIOCCOLA / B. STRIGNANO	SCUDERIA VESUVIO	Lamborghini Huracan GT3	GT3							

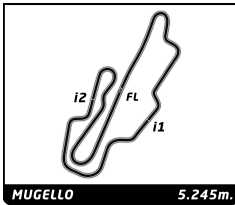
Pole Position:	Pietro ALESSI	1:47.858	175.1 Kph
Fastest Lap:	Lap 2 Pietro ALESSI	1:49.321	172.7 Kph

DRIVER #33 +5 SEC TIME PENALTY DUE TO TRACK LIMITS

Published at:

Track Status: **DRY**

Direttore di Gara: CANU Antonio Lic. 52925	Il DS Cronometraggio INNOCENTI Chiara Lic. 523246
---	--



National GT Challenge/P9 Challenge

Mugello Racing Weekend

Gara 1 (40 Minutes)

Provisional Classification by Class

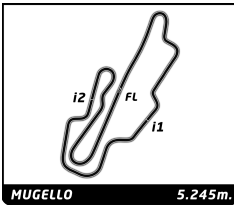
No Drivers	Team	Car	Laps	Total Time	Gap	Kph	Best Lap			
							Lap	Time	Kph	
GT CUP 2										
1	151 L. FERRARI / L. MEGNA	FORMULA RACING	Ferrari 488 Challenge EVO	21	42:36.020		155.1	12	1:54.456	165.0
2	7 A. FULGORI / D. PAOLETTI	TRACK AND GO	Porsche 992 GT3 CUP	21	43:07.497	+31.477	153.2	3	1:55.073	164.1
3	157 G. MARINARO / A. PALAZZO	BEST LAP	Ferrari 488 Challenge EVO	21	43:08.203	+32.183	153.2	9	1:56.087	162.7
4	43 R. ROMAGNOLI / E. MARCHETTI	BEST LAP	Ferrari 488 Challenge EVO	21	43:11.454	+35.434	153.0	7	1:56.666	161.8
5	25 B. PINAR / N. RISITANO	SEVEN HILLS MOTORSPORT	Ferrari 488 Challenge EVO	21	43:22.608	+46.588	152.4	17	1:55.113	164.0
6	27 M. GIRAUDI / G. GIRAUDI	GRT MOTORSPORT	Ferrari 488 Challenge EVO	21	43:23.502	+47.482	152.3	17	1:57.117	161.2
7	11 R. MASSARO / M. MENEGHIN	SCUDERIA EMME	Ferrari 488 Challenge EVO	21	43:29.644	+53.624	151.9	2	1:54.509	164.9
8	15 D. GOLIA / G. DE CUNTIS	BEST LAP	Ferrari 488 Challenge EVO	20	41:43.763	1 Lap	150.8	8	1:57.342	160.9
9	12 F. FEDE	TEAM CARS RACING	992 GT3 CUP	20	41:56.149	1 Lap	150.1	13	1:58.015	160.0
10	24 M. MARULLA / G. GIRAUDI	RC MOTORSPORT	Ferrari 488 Challenge EVO	20	41:58.585	1 Lap	149.9	10	1:57.421	160.8
11	50 H. LEE	FORMULA RACING	Ferrari 488 Challenge EVO	20	42:01.858	1 Lap	149.7	3	1:58.675	159.1
12	5 S. MAESTRI / A. RODIO	BEST LAP	Ferrari 488 Challenge EVO	20	42:15.682	1 Lap	148.9	4	1:58.389	159.5
13	23 T. PETERSEN	FORMULA RACING	Ferrari 488 Challenge EVO	20	42:24.728	1 Lap	148.4	12	1:57.791	160.3
14	28 F. FRANGIONI / E. CASAZZA	TEAM CARS RACING	Porsche 911 GT3 CUP	20	42:48.815	1 Lap	147.0	5	2:00.240	157.0
15	42 M. SQUILLACI / E. ROMANI	TEAM CARS RACING	Porsche 992 GT3 CUP	19	42:55.882	2 Laps	139.3	15	2:04.255	152.0
16	9 A. REVELLO	TEAM CARS RACING	Porsche Carrera GT3	17	42:23.106	4 Laps	126.2	12	2:16.667	138.2
Retired										
	30 D. RODA	GRT MOTORSPORT	Ferrari 488 CHALLENGE EVO							
2b										
1	204 J. JANSEN	Spirit Race Team	AUDI R8 GT4	20	43:16.427		145.4	8	2:01.093	155.9
2	202 M. WIEZORREK	Spirit Race Team	BMW M4 GT4 F82	18	41:41.597	2 Laps	135.9	11	2:05.723	150.2
4b										
1	411 M. SUSSENGUTH	TEAM Sussenguth	PORSCHE 991 GT3 CUP GEN II	20	42:11.584		149.2	14	1:57.693	160.4
5										
1	507 A. LIENAU	Team Lienau	ASTON MARTIN V12 GT3	19	41:44.358		143.3	13	2:00.988	156.1
6										
1	604 J. ALZEN / T. SCHEIBNER	HR Spezialfedern GmbH & Co KG	BMW M4 GT3	21	42:26.149		155.7	3	1:51.447	169.4
2	607 J. BENDER	JB racing TEAM	CHEVROLET C7 GT3 Corvette	20	42:36.176	1 Lap	147.7	7	1:57.708	160.4
GT CUP 1										
1	6 G. TORELLI / D. GAGGIANESI	Rangoni Corse	Lamborghini Huracan ST	21	41:32.446		159.1	2	1:50.584	170.7
2	57 A. BRIGATTI / S. CONTI	LEMA RACING	Lamborghini Huracan ST EVO2	20	41:32.599	1 Lap	151.5	2	1:54.241	165.3
Retired										
	68 P. ALESSI / F. DANOVA	SF SQUADRA CORSE SRLS	Lamborghini Huracan ST EVO2	5	9:15.726			2	1:49.321	172.7
GTX										
1	10 M. JOCHER / S. JOCHER	TEAM JOCHER	BENTLEY Continental GT3	20	42:21.625		148.6	9	1:54.997	164.2
GT3										
1	90 A. AMBROSIO / P. PASTORE	SCUDERIA VESUVIO	Lamborghini Huracan GT3	21	43:13.281		152.9	10	1:53.785	165.9
2	18 M. PITORRI / G. SIMONELLI	BEST LAP	Ferrari 488 GT3	20	42:23.562	1 Lap	148.5	8	1:57.335	160.9
Retired										
	91 M. MAGLIOCOLA / B. STRIGNANO	SCUDERIA VESUVIO	Lamborghini Huracan GT3							
GT CUP 3										
1	33 E. ROCCHI / . ARAMIS	SR&R SRL	Ferrari 458 CHALLENGE EVO	18	43:37.149		129.9	14	2:09.418	145.9

DRIVER #33 +5 SEC TIME PENALTY DUE TO TRACK LIMITS

Published at:

Track Status: **DRY**

Direttore di Gara: CANU Antonio Lic. 52925	Il DS Cronometraggio INNOCENTI Chiara Lic. 523246
---	--



National GT Challenge/P9 Challenge
Mugello Racing Weekend
Gara 1 (40 Minutes)

Provisional Classification by Group

No Drivers	Team	Car	Laps	Total Time	Gap	Kph	Best Lap			
							Lap	Time	Kph	
1										
1 151 L. FERRARI / L. MEGNA	FORMULA RACING	Ferrari 488 Challenge EVO	21	42:36.020		155.1	12	1:54.456	165.0	
2 157 G. MARINARO / A. PALAZZO	BEST LAP	Ferrari 488 Challenge EVO	21	43:08.203	+32.183	153.2	9	1:56.087	162.7	
3 43 R. ROMAGNOLI / E. MARCHETTI	BEST LAP	Ferrari 488 Challenge EVO	21	43:11.454	+35.434	153.0	7	1:56.666	161.8	
4 25 B. PINAR / N. RISITANO	SEVEN HILLS MOTORSPORT	Ferrari 488 Challenge EVO	21	43:22.608	+46.588	152.4	17	1:55.113	164.0	
5 27 M. GIRAUDI / G. GIRAUDI	GRT MOTORSPORT	Ferrari 488 Challenge EVO	21	43:23.502	+47.482	152.3	17	1:57.117	161.2	
6 11 R. MASSARO / M. MENEGHIN	SCUDERIA EMME	Ferrari 488 Challenge EVO	21	43:29.644	+53.624	151.9	2	1:54.509	164.9	
7 15 D. GOLIA / G. DE CUNTIS	BEST LAP	Ferrari 488 Challenge EVO	20	41:43.763		1 Lap 150.8	8	1:57.342	160.9	
8 24 M. MARULLA / G. GIRAUDI	RC MOTORSPORT	Ferrari 488 Challenge EVO	20	41:58.585		1 Lap 149.9	10	1:57.421	160.8	
9 50 H. LEE	FORMULA RACING	Ferrari 488 Challenge EVO	20	42:01.858		1 Lap 149.7	3	1:58.675	159.1	
10 5 S. MAESTRI / A. RODIO	BEST LAP	Ferrari 488 Challenge EVO	20	42:15.682		1 Lap 148.9	4	1:58.389	159.5	
11 23 T. PETERSEN	FORMULA RACING	Ferrari 488 Challenge EVO	20	42:24.728		1 Lap 148.4	12	1:57.791	160.3	
Retired										
30 D. RODA	GRT MOTORSPORT	Ferrari 458 CHALLENGE EVO								

DRIVER #33 +5 SEC TIME PENALTY DUE TO TRACK LIMITS

Published at:

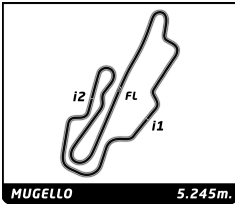
Track Status: **DRY**

Direttore di Gara:

CANU Antonio
Lic. 52925

Il DS Cronometraggio

INNOCENTI Chiara
Lic. 523246



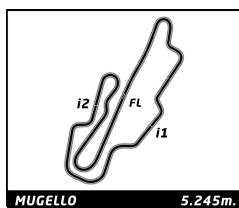
National GT Challenge/P9 Challenge

Mugello Racing Weekend

Gara 1

Lap Chart

		Lap																					
No	Pos	Grid	1	2	3	4	5	6	7	8	9	10	11	12	13	14	15	16	17	18	19	20	21
68	1	68	68	68	68	68	68	6	6	6	6	6	6	6	6	6	6	6	6	6	6	6	6
6	2	6	6	6	6	6	6	604	604	604	604	604	11	57	57	151	151	604	604	604	604	604	604
57	3	57	604	604	604	604	604	57	57	57	57	57	7	7	151	90	604	151	151	90	90	90	151
11	4	11	11	11	11	11	11	11	11	11	11	11	157	151	90	604	90	90	90	151	151	151	7
604	5	604	57	57	57	57	57	7	7	7	7	7	5	11	7	57	7	7	7	7	7	7	157
18	6	18	90	7	7	7	7	151	151	151	151	157	57	90	604	7	57	157	157	157	157	157	43
7	7	7	7	90	90	151	151	90	90	157	157	10	604	604	11	11	11	11	43	43	43	43	90
157	8	157	18	18	151	90	90	43	43	15	15	5	151	157	157	157	157	43	57	57	27	27	25
90	9	90	43	151	43	43	43	157	157	18	27	204	90	43	43	43	43	57	11	27	25	25	27
607	10	607	151	43	157	157	157	15	15	27	10	151	43	27	27	27	27	27	27	11	57	11	11
151	11	151	27	157	15	15	15	27	27	10	50	90	10	15	15	15	25	25	25	25	11	57	
43	12	43	15	15	18	27	27	18	18	50	5	43	27	10	25	25	15	15	15	15	15	15	
27	13	27	157	27	27	18	18	607	607	12	204	27	15	25	10	12	12	12	12	12	12	12	
30	14	30	50	50	50	50	50	50	50	5	90	15	18	5	12	10	10	50	50	24	24	24	
15	15	15	607	607	607	607	607	25	10	411	43	18	25	12	50	50	50	24	24	50	50	50	
23	16	23	25	25	25	25	25	10	25	204	18	50	50	18	24	24	24	10	10	10	411	411	
28	17	28	12	24	24	24	24	24	24	90	12	25	12	50	5	5	5	5	5	411	10	5	
24	18	24	24	12	12	12	10	12	12	43	25	12	24	24	18	18	18	411	411	5	5	10	
5	19	5	28	28	10	10	12	28	5	42	24	24	23	23	23	411	411	18	18	18	18	18	
411	20	411	204	10	28	28	28	5	28	25	411	23	411	411	411	23	23	23	23	23	23	23	
50	21	50	10	204	204	204	5	411	411	24	28	411	28	28	28	607	607	607	607	607	607	607	
12	22	12	23	23	23	5	411	23	23	28	23	28	607	607	607	28	28	28	28	28	28	28	
25	23	25	42	5	5	411	204	204	204	23	607	607	204	204	204	204	204	204	204	204	204	204	
204	24	204	507	411	411	23	23	507	507	607	507	507	507	507	507	507	507	507	507	507	507	507	
91	25	91	411	507	507	507	507	42	42	507	42	42	42	42	42	42	42	42	42	42	42	42	
10	26	10	5	42	42	42	42	202	202	33	202	202	202	202	202	202	202	202	202	202	202	202	
42	27	42	202	202	202	202	202	9	9	202	33	33	33	33	33	33	33	33	33	33	33	33	
202	28	202	9	9	9	9	9	33	33	9	9	9	9	9	9	9	9	9	9	9	9	9	
507	29	507	33	33	33	33	33																
33	30	33																					
9	31	9																					



National GT Challenge/P9 Challenge

Mugello Racing Weekend

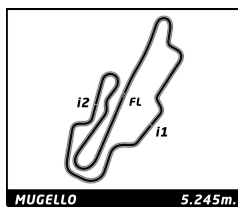
Gara 1

Provisional Classification by Driver Fastest Lap

No	Team	Car	Class	Driver	Time Lap	Total	Gap	Kph
1	68 SF SQUADRA CORSE SRLS	Lamborghini Huracan ST EVO2	GT CUP 1	Pietro ALESSI	1:49.321	2	5	172.7
2	6 Rangoni Corse	Lamborghini Huracan ST	GT CUP 1	Gabriele TORELLI	1:50.584	2	12	1.263 1.263 170.7
3	604 HR Spezialfedern GmbH & Co KG	BMW M4 GT3	6	Jurgen ALZEN	1:51.447	3	11	2.126 0.863 169.4
4	604 HR Spezialfedern GmbH & Co KG	BMW M4 GT3	6	Timo SCHEIBNER	1:53.177	10	10	3.856 1.730 166.8
5	90 SCUDERIA VESUVIO	Lamborghini Huracan GT3	GT3	Pasquale PASTORE	1:53.785	2	13	4.464 0.608 165.9
6	6 Rangoni Corse	Lamborghini Huracan ST	GT CUP 1	Davide GAGGIANESI	1:54.090	6	9	4.769 0.305 165.5
7	57 LEMA RACING	Lamborghini Huracan ST EVO2	GT CUP1	Alessandro BRIGATTI	1:54.241	2	11	4.920 0.151 165.3
8	151 FORMULA RACING	Ferrari 488 Challenge EVO	GT CUP 2	Leonardo MEGNA	1:54.456	2	11	5.135 0.215 165.0
9	11 SCUDERIA EMME	Ferrari 488 Challenge EVO	GT CUP 2	Rodolfo MASSARO	1:54.509	2	12	5.188 0.053 164.9
10	10 TEAM JOCHER	BENTLEY Continental GT3	GTX	Matthias JOCHER	1:54.997	9	11	5.676 0.488 164.2
11	7 TRACK AND GO	Porsche 992 GT3 CUP	GT CUP 2	Alberto Jr. FULGORI	1:55.073	3	12	5.752 0.076 164.1
12	25 SEVEN HILLS MOTORSPORT	Ferrari 488 Challenge EVO	GT CUP 2	Nicholas RISITANO	1:55.113	9	13	5.792 0.040 164.0
13	151 FORMULA RACING	Ferrari 488 Challenge EVO	GT CUP 2	Luigi FERRARI	1:55.818	8	10	6.497 0.705 163.0
14	157 BEST LAP	Ferrari 488 Challenge EVO	GT CUP 2	Giuseppe MARINARO	1:56.087	9	12	6.766 0.269 162.7
15	90 SCUDERIA VESUVIO	Lamborghini Huracan GT3	GT3	Angelo AMBROSIO	1:56.227	3	8	6.906 0.140 162.5
16	43 BEST LAP	Ferrari 488 Challenge EVO	GT CUP 2	Riccardo ROMAGNOLI	1:56.666	7	8	7.345 0.439 161.8
17	157 BEST LAP	Ferrari 488 Challenge EVO	GT CUP 2	Alessandro PALAZZO	1:56.918	6	9	7.597 0.252 161.5
18	43 BEST LAP	Ferrari 488 Challenge EVO	GT CUP 2	Elio MARCHETTI	1:57.090	6	13	7.769 0.172 161.3
19	27 GRT MOTORSPORT	Ferrari 488 Challenge EVO	GT CUP 2	Giovanni GIRAUDI	1:57.117	7	11	7.796 0.027 161.2
20	18 BEST LAP	Ferrari 488 GT3	GT3	Maurizio PITORRI	1:57.335	8	9	8.014 0.218 160.9
21	15 BEST LAP	Ferrari 488 Challenge EVO	GT CUP 2	Domenico Vincenzo GOLIA	1:57.342	8	10	8.021 0.007 160.9
22	24 RC MOTORSPORT	Ferrari 488 Challenge EVO	GT CUP 2	Gian Luca GIRAUDI	1:57.421	2	12	8.100 0.079 160.8
23	411 TEAM Sussenguth	PORSHIE 991 GT3 CUP GEN II	4b	Manuel SUSSENGUTH	1:57.693	14	20	8.372 0.272 160.4
24	27 GRT MOTORSPORT	Ferrari 488 Challenge EVO	GT CUP 2	Michele GIRAUDI	1:57.700	7	10	8.379 0.007 160.4
25	607 JB racing TEAM	CHEVROLET C7 GT3 Corvette	6	Jurgen BENDER	1:57.708	7	20	8.387 0.008 160.4
26	23 FORMULA RACING	Ferrari 488 Challenge EVO	GT CUP 2	Thomas PETERSEN	1:57.791	12	20	8.470 0.083 160.3
27	12 TEAM CARS RACING	992 GT3 CUP	GT CUP 2	Fabrizio FEDE	1:58.015	13	20	8.694 0.224 160.0
28	25 SEVEN HILLS MOTORSPORT	Ferrari 488 Challenge EVO	GT CUP 2	Barkin PINAR	1:58.021	3	8	8.700 0.006 160.0
29	24 RC MOTORSPORT	Ferrari 488 Challenge EVO	GT CUP 2	Matteo MARULLA	1:58.088	4	8	8.767 0.067 159.9
30	5 BEST LAP	Ferrari 488 Challenge EVO	GT CUP 2	Stefano MAESTRI	1:58.389	4	12	9.068 0.301 159.5
31	11 SCUDERIA EMME	Ferrari 488 Challenge EVO	GT CUP 2	Maia MENECHIN	1:58.558	3	9	9.237 0.169 159.3
32	7 TRACK AND GO	Porsche 992 GT3 CUP	GT CUP 2	Danilo PAOLETTI	1:58.560	9	9	9.239 0.002 159.3
33	50 FORMULA RACING	Ferrari 488 Challenge EVO	GT CUP 2	Hsuan LEE	1:58.675	3	20	9.354 0.115 159.1
34	15 BEST LAP	Ferrari 488 Challenge EVO	GT CUP 2	Giovanni DE CUNTIS	1:58.924	3	10	9.603 0.249 158.8
35	28 TEAM CARS RACING	Porsche 911 GT3 CUP	GT CUP 2	Filippo FRANGIONI	2:00.240	5	8	10.919 1.316 157.0
36	5 BEST LAP	Ferrari 488 Challenge EVO	GT CUP 2	Alberto RODIO	2:00.466	3	8	11.145 0.226 156.7
37	507 Team Lienau	ASTON MARTIN V12 GT3	5	Alexander LIENAU	2:00.988	13	19	11.667 0.522 156.1
38	28 TEAM CARS RACING	Porsche 911 GT3 CUP	GT CUP 2	Edoardo CASAZZA	2:01.000	9	12	11.679 0.012 156.0
39	204 Spirit Race Team	AUDI R8 GT4	2b	Julian JANSEN	2:01.093	8	20	11.772 0.093 155.9
40	18 BEST LAP	Ferrari 488 GT3	GT3	Gianluigi SIMONELLI	2:01.274	7	11	11.953 0.181 155.7
41	57 LEMA RACING	Lamborghini Huracan ST EVO2	GT CUP1	Simone CONTI	2:02.372	7	9	13.051 1.098 154.3
42	10 TEAM JOCHER	BENTLEY Continental GT3	GTX	Stephan JOCHER	2:02.617	7	9	13.296 0.245 154.0
43	42 TEAM CARS RACING	Porsche 992 GT3 CUP	GT CUP 2	Emanuele ROMANI	2:04.255	6	10	14.934 1.638 152.0
44	202 Spirit Race Team	BMW M4 GT4 F82	2b	Marc WIEZORREK	2:05.723	11	18	16.402 1.468 150.2
45	42 TEAM CARS RACING	Porsche 992 GT3 CUP	GT CUP 2	Marc SQUILLACI	2:08.209	7	9	18.888 2.486 147.3
46	33 SR&R SRL	Ferrari 458 CHALLENGE EVO	GT CUP 3	ARAMIS	2:09.418	5	9	20.097 1.209 145.9
47	9 TEAM CARS RACING	Porsche Carrera GT3	GT CUP 2	Alessandro REVELLO	2:16.667	12	17	27.346 7.249 138.2
48	33 SR&R SRL	Ferrari 458 CHALLENGE EVO	GT CUP 3	Emilio Gennaro ROCCHI	2:18.725	7	9	29.404 2.058 136.1
49	30 GRT MOTORSPORT	Ferrari 458 CHALLENGE EVO	GT CUP 2	Davide RODA				
50	68 SF SQUADRA CORSE SRLS	Lamborghini Huracan ST EVO2	GT CUP 1	Federico DANOVA				
51	91 SCUDERIA VESUVIO	Lamborghini Huracan GT3	GT3	Mariano MAGLIOCCOLA				
52	91 SCUDERIA VESUVIO	Lamborghini Huracan GT3	GT3	Benedetto STRIGNANO				

Published at:

Direttore di Gara: CANU Antonio Lic. 52925	Il DS Cronometraggio INNOCENTI Chiara Lic. 523246
---	--



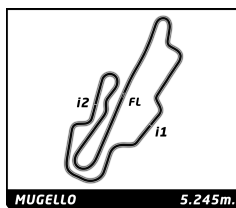
National GT Challenge/P9 Challenge

Mugello Racing Weekend

Gara 1

Best Sector Times

Sector 1		Sector 2		Sector 3		No Team	Class	Ideal Lap	Best Lap		
No	Driver	Time	No	Driver	Time	No					
1	68 P.ALESSI	37.124	68 P.ALESSI	34.096	68 P.ALESSI	37.976	1	68 SF SQUADRA CORSE SRLS	GT CUP 1	1:49.196	1:49.321 (1)
2	604 J.ALZEN	37.531	6 G.TORELLI	34.430	6 G.TORELLI	38.511	2	6 Rangoni Corse	GT CUP 1	1:50.584	1:50.584 (2)
3	6 G.TORELLI	37.643	604 J.ALZEN	34.898	604 J.ALZEN	38.729	3	604 HR Spezialfedern GmbH & Co KG	6	1:51.158	1:51.447 (3)
4	90 P.PASTORE	38.384	90 P.PASTORE	35.206	90 P.PASTORE	39.310	4	90 SCUDERIA VESUVIO	GT3	1:52.900	1:53.785 (4)
5	57 A.BRIGATTI	38.605	57 A.BRIGATTI	35.266	11 R.MASSARO	39.560	5	57 LEMA RACING	GT CUP1	1:53.511	1:54.241 (5)
6	7 A.FULGORI	38.720	10 M.JOCHER	35.378	57 A.BRIGATTI	39.640	6	11 SCUDERIA EMME	GT CUP 2	1:54.303	1:54.509 (7)
7	11 R.MASSARO	38.948	151 L.MEGNA	35.570	25 N.RISITANO	39.884	7	151 FORMULA RACING	GT CUP 2	1:54.456	1:54.456 (6)
8	10 M.JOCHER	38.956	11 R.MASSARO	35.795	151 L.MEGNA	39.914	8	10 TEAM JOCHER	GTX	1:54.527	1:54.997 (8)
9	151 L.MEGNA	38.972	7 A.FULGORI	35.851	157 G.MARINARO	40.003	9	7 TRACK AND GO	GT CUP 2	1:54.792	1:55.073 (9)
10	157 G.MARINARO	39.158	25 N.RISITANO	35.950	10 M.JOCHER	40.193	10	25 SEVEN HILLS MOTORSPORT	GT CUP 2	1:55.066	1:55.113 (10)
11	607 J.BENDER	39.179	607 J.BENDER	36.147	7 A.FULGORI	40.221	11	157 BEST LAP	GT CUP 2	1:55.465	1:56.087 (11)
12	25 N.RISITANO	39.232	157 G.MARINARO	36.304	43 E.MARCHETTI	40.338	12	607 JB racing TEAM	6	1:56.061	1:57.708 (18)
13	18 M.PITORRI	39.479	43 R.ROMAGNOLI	36.327	18 M.PITORRI	40.428	13	43 BEST LAP	GT CUP 2	1:56.454	1:56.666 (12)
14	411 M.SUSSENGUTH	39.544	27 G.GIRAUDI	36.549	12 F.FEDE	40.524	14	18 BEST LAP	GT3	1:56.466	1:57.335 (14)
15	15 D.GOLIA	39.621	18 M.PITORRI	36.559	15 D.GOLIA	40.603	15	27 GRT MOTORSPORT	GT CUP 2	1:57.008	1:57.117 (13)
16	24 G.GIRAUDI	39.660	23 T.PETERSEN	36.669	27 G.GIRAUDI	40.670	16	15 BEST LAP	GT CUP 2	1:57.084	1:57.342 (15)
17	27 G.GIRAUDI	39.789	5 S.MAESTRI	36.743	607 J.BENDER	40.735	17	24 RC MOTORSPORT	GT CUP 2	1:57.224	1:57.421 (16)
18	43 R.ROMAGNOLI	39.789	24 G.GIRAUDI	36.788	411 M.SUSSENGUTH	40.744	18	411 TEAM Sussenguth	4b	1:57.254	1:57.693 (17)
19	23 T.PETERSEN	39.798	15 D.GOLIA	36.860	24 M.MARULLA	40.776	19	23 FORMULA RACING	GT CUP 2	1:57.367	1:57.791 (19)
20	50 H.LEE	39.843	411 M.SUSSENGUTH	36.966	23 T.PETERSEN	40.900	20	12 TEAM CARS RACING	GT CUP 2	1:57.598	1:58.015 (20)
21	12 F.FEDE	39.971	12 F.FEDE	37.103	5 S.MAESTRI	40.915	21	5 BEST LAP	GT CUP 2	1:57.697	1:58.389 (21)
22	5 S.MAESTRI	40.039	50 H.LEE	37.215	50 H.LEE	41.263	22	50 FORMULA RACING	GT CUP 2	1:58.321	1:58.675 (22)
23	507 A.LIENAU	40.925	204 J.JANSEN	37.513	28 F.FRANGIONI	41.441	23	28 TEAM CARS RACING	GT CUP 2	1:59.979	2:00.240 (23)
24	28 E.CASAZZA	40.945	28 F.FRANGIONI	37.593	507 A.LIENAU	41.614	24	507 Team Lienau	5	2:00.423	2:00.988 (24)
25	204 J.JANSEN	41.288	507 A.LIENAU	37.884	204 J.JANSEN	42.006	25	204 Spirit Race Team	2b	2:00.807	2:01.093 (25)
26	42 E.ROMANI	41.581	202 M.WIEZORREK	38.995	42 E.ROMANI	42.890	26	42 TEAM CARS RACING	GT CUP 2	2:03.948	2:04.255 (26)
27	202 M.WIEZORREK	42.452	42 E.ROMANI	39.477	202 M.WIEZORREK	43.904	27	202 Spirit Race Team	2b	2:05.351	2:05.723 (27)
28	33 ARAMIS	42.833	33 ARAMIS	40.659	33 ARAMIS	45.505	28	33 SR&R SRL	GT CUP 3	2:08.997	2:09.418 (28)
29	9 A.REVELLO	45.074	30 D.RODA	41.838	9 A.REVELLO	46.282	29	9 TEAM CARS RACING	GT CUP 2	2:14.664	2:16.667 (29)



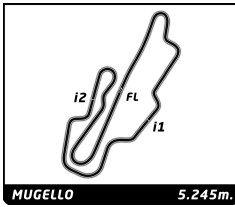
National GT Challenge/P9 Challenge

Mugello Racing Weekend

Gara 1

Best Top Speed

Team	Car	Class	Top Speed	Top 1 Kph Lap	Top 2 Kph Lap	Top 3 Kph Lap	Top 4 Kph Lap	Top 5 Kph Lap	Avg					
604 HR Spezialfedem GmbH & Co KG	BMW M4 GT3	6	T. SCHEIBNER	286.9	15	286.1	19	286.1	16	285.4	10	284.6	11	285,8
68 SF SQUADRA CORSE SRLS	Lamborghini Huracan ST EVO2	GT CUP 1	P. ALESSI	277.3	3	276.6	4	275.9	2	274.5	5	238.9	1	268,6
6 Rangoni Corse	Lamborghini Huracan ST	GT CUP 1	D. GAGGIANESI	275.2	16	273.9	7	273.9	9	273.9	17	273.9	19	274,2
10 TEAM JOCHER	BENTLEY Continental GT3	GTX	M. JOCHER	273.9	5	271.8	6	271.8	4	271.1	2	271.1	16	271,9
90 SCUDERIA VESUVIO	Lamborghini Huracan GT3	GT3	P. PASTORE	273.9	18	273.2	16	272.5	21	271.8	15	271.8	17	272,6
11 SCUDERIA EMME	Ferrari 488 Challenge EVO	GT CUP 2	M. MENEGHIN	270.4	19	269.1	20	268.4	15	268.4	16	268.4	17	268,9
157 BEST LAP	Ferrari 488 Challenge EVO	GT CUP 2	G. MARINARO	270.4	6	269.1	15	269.1	8	269.1	7	269.1	2	269,4
607 JB racing TEAM	CHEVROLET C7 GT3 Corvette	6	J. BENDER	269.8	6	269.1	4	263.2	2	262.6	7	259.5	5	264,8
411 TEAM Sussenguth	PORSHE 991 GT3 CUP GEN II	4b	M. SUSSENGUTH	269.1	14	268.4	18	267.8	15	267.8	7	267.1	5	268,0
43 BEST LAP	Ferrari 488 Challenge EVO	GT CUP 2	E. MARCHETTI	269.1	14	268.4	20	268.4	17	268.4	15	267.8	19	268,4
27 GRT MOTORSPORT	Ferrari 488 Challenge EVO	GT CUP 2	G. GIRAUDI	267.8	18	267.1	19	267.1	9	266.5	20	265.8	16	266,9
151 FORMULA RACING	Ferrari 488 Challenge EVO	GT CUP 2	L. FERRARI	267.8	2	267.1	21	267.1	20	267.1	15	267.1	14	267,2
5 BEST LAP	Ferrari 488 Challenge EVO	GT CUP 2	A. RODIO	267.1	20	266.5	19	266.5	15	265.8	18	265.8	4	266,3
15 BEST LAP	Ferrari 488 Challenge EVO	GT CUP 2	G. DE CUNTIS	267.1	16	265.8	20	265.2	15	264.5	2	264.5	10	265,4
50 FORMULA RACING	Ferrari 488 Challenge EVO	GT CUP 2	H. LEE	266.5	2	265.8	15	265.8	3	265.2	4	265.2	5	265,7
23 FORMULA RACING	Ferrari 488 Challenge EVO	GT CUP 2	T. PETERSEN	265.8	15	265.2	17	265.2	14	265.2	10	264.5	18	265,2
507 Team Lienau	ASTON MARTIN V12 GT3	5	A. LIENAU	265.2	14	265.2	13	264.5	16	263.2	19	263.2	15	264,3
18 BEST LAP	Ferrari 488 GT3	GT3	M. PITORRI	265.2	9	261.3	8	260.7	15	260.7	7	260.1	2	261,6
24 RC MOTORSPORT	Ferrari 488 Challenge EVO	GT CUP 2	G. GIRAUDI	263.9	17	263.9	15	263.9	14	263.9	13	263.2	18	263,8
25 SEVEN HILLS MOTORSPORT	Ferrari 488 Challenge EVO	GT CUP 2	N. RISITANO	263.9	21	263.9	17	263.2	15	263.2	14	263.2	12	263,5
12 TEAM CARS RACING	992 GT3 CUP	GT CUP 2	F. FEDE	263.2	14	262.6	8	261.3	12	260.1	3	260.1	4	261,5
9 TEAM CARS RACING	Porsche Carrera GT3	GT CUP 2	A. REVELLO	262.6	17	262.6	13	260.7	12	260.1	15	259.5	16	261,1
57 LEMA RACING	Lamborghini Huracan ST EVO2	GT CUP1	A. BRIGATTI	262.0	10	261.3	11	261.3	2	260.7	3	260.1	7	261,1
42 TEAM CARS RACING	Porsche 992 GT3 CUP	GT CUP 2	E. ROMANI	261.3	15	260.1	18	258.9	19	258.9	14	257.6	17	259,4
7 TRACK AND GO	Porsche 992 GT3 CUP	GT CUP 2	D. PAOLETTI	260.7	20	260.7	2	260.1	14	259.5	11	259.5	15	260,1
28 TEAM CARS RACING	Porsche 911 GT3 CUP	GT CUP 2	E. CASAZZA	260.1	18	260.1	17	260.1	16	259.5	19	259.5	2	259,9
33 SR&R SRL	Ferrari 458 CHALLENGE EVO	GT CUP 3	ARAMIS	254.6	15	254.6	12	254.0	16	254.0	14	253.4	17	254,1
204 Spirit Race Team	AUDI R8 GT4	2b	J. JANSEN	252.3	20	251.1	17	249.9	16	249.4	15	248.8	11	250,3
202 Spirit Race Team	BMW M4 GT4 F82	2b	M. WIEZORREK	238.9	18	238.9	13	238.4	16	238.4	14	237.9	15	238,5
30 GRT MOTORSPORT	Ferrari 458 CHALLENGE EVO	GT CUP 2												
91 SCUDERIA VESUVIO	Lamborghini Huracan GT3	GT3												



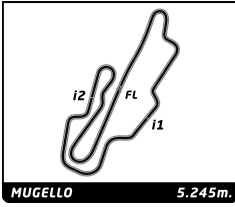
National GT Challenge/P9 Challenge

Mugello Racing Weekend

Gara 1

Leader Sequence by Class

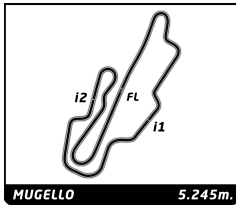
No	Team	Car	Start Lap	End Lap	Laps	Total Laps
2b						
204	Spirit Race Team	AUDI R8 GT4	1	20	20	20
4b						
411	TEAM Sussenguth	PORSHE 991 GT3 CUP GEN II	1	20	20	20
5						
507	Team Lienau	ASTON MARTIN V12 GT3	1	19	19	19
6						
604	HR Spezialfedern GmbH & Co KG	BMW M4 GT3	1	21	21	21
GT CUP 1						
68	SF SQUADRA CORSE SRLS	Lamborghini Huracan ST EVO2	1	5	5	5
6	Rangoni Corse	Lamborghini Huracan ST	6	21	16	16
GT CUP 2						
11	SCUDERIA EMME	Ferrari 488 Challenge EVO	1	11	11	11
7	TRACK AND GO	Porsche 992 GT3 CUP	12	12	1	1
151	FORMULA RACING	Ferrari 488 Challenge EVO	13	21	9	9
GT CUP 3						
33	SR&R SRL	Ferrari 458 CHALLENGE EVO	1	18	18	18
GT CUP1						
57	LEMA RACING	Lamborghini Huracan ST EVO2	1	20	20	20
GT3						
90	SCUDERIA VESUVIO	Lamborghini Huracan GT3	1	7	7	7
18	BEST LAP	Ferrari 488 GT3	8	8	1	1
90	SCUDERIA VESUVIO	Lamborghini Huracan GT3	9	21	13	20
GTX						
10	TEAM JOCHER	BENTLEY Continental GT3	1	20	20	20



National GT Challenge/P9 Challenge
Mugello Racing Weekend
Gara 1

Fastest Lap Sequence

Elapsed	No Team	Car	Class	Driver	Time	Kph	Lap
3:44.923	68 SF SQUADRA CORSE SRLS	Lamborghini Huracan ST EVO2	GT CUP 1	Pietro ALESSI	1:49.321	172.7	2



National GT Challenge/P9 Challenge

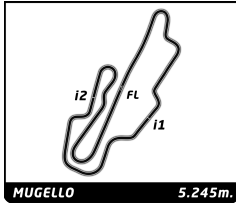
Mugello Racing Weekend

Gara 1

Analysis by lap

Lapped

No	Lap Time	Gap	No	Lap Time	Gap	No	Lap Time	Gap	No	Lap Time	Gap	No	Lap Time	Gap
Lap 1			507	2:07.117	48.469	28	2:00.266	52.798	24	2:03.308	55.749	5	1:58.691	1:18.583
68	1:55.602	0.000	42	2:12.098	53.111	204	2:01.979	58.031	12	2:02.087	56.146	411	1:58.902	1:19.231
6	1:56.981	1.379	202	2:10.660	54.203	5	1:58.389	58.889	9	2:24.690	1 Lap	204	2:01.093	1:35.902
604	1:58.408	2.806	9	2:21.845	1:20.160	411	1:58.362	1:00.260	33	2:25.124	1 Lap	Lap 9		
11	2:00.344	4.742	33	2:21.605	1:21.855	23	2:01.715	1:02.060	28	2:00.574	1:03.542	6	1:54.017	
57	2:01.775	6.173	Lap 3			507	2:03.499	1:14.257	5	1:58.565	1:05.957	9	2:18.033	2 Laps
90	2:04.074	8.472	68	1:49.653		42	2:09.767	1:32.138	411	1:57.903	1:06.422	33	2:18.725	2 Laps
7	2:04.371	8.769	6	1:51.371	4.360	202	2:09.867	1:33.275	23	1:59.836	1:13.784	604	1:52.812	7.165
18	2:04.534	8.932	604	1:51.447	7.640	Lap 5			204	2:02.587	1:16.116	57	1:55.351	25.517
43	2:05.508	9.906	11	1:54.657	14.934	68	1:50.341		507	2:03.759	1:32.979	11	1:56.777	31.005
151	2:05.726	10.124	57	1:54.572	16.012	6	1:52.840	7.573	Lap 7			90	3:39.441	1 Lap
27	2:06.954	11.352	7	1:55.073	21.225	604	1:55.024	14.432	6	1:53.384		43	3:39.964	1 Lap
15	2:07.692	12.090	90	1:56.227	24.657	11	1:56.896	25.338	604	1:52.602	7.120	7	1:56.540	36.351
157	2:07.908	12.306	151	1:56.879	25.809	57	1:56.444	25.760	42	2:09.271	1 Lap	42	2:11.591	1 Lap
50	2:08.639	13.037	43	1:57.711	27.179	7	1:55.682	31.276	202	2:10.274	1 Lap	157	1:56.103	43.277
607	2:09.290	13.688	157	1:57.275	28.378	9	2:22.819	1 Lap	57	1:54.322	21.226	157	1:56.087	50.071
25	2:11.756	16.154	15	1:57.876	30.051	33	2:22.840	1 Lap	11	1:55.343	23.912	15	1:57.770	59.072
12	2:13.910	18.308	18	2:01.623	30.437	151	1:56.929	37.501	7	1:55.909	29.412	25	3:43.379	1 Lap
24	2:14.622	19.020	27	1:58.158	30.620	90	1:57.049	39.664	151	1:56.043	37.000	27	1:58.080	1:01.470
28	2:15.052	19.450	50	1:58.675	32.071	43	1:57.388	40.352	90	1:56.711	40.241	10	1:54.997	1:05.572
204	2:16.201	20.599	607	1:58.675	32.610	157	1:57.160	40.518	43	1:56.666	41.525	24	3:49.226	1 Lap
10	2:16.560	20.958	25	1:58.021	34.210	15	1:59.083	45.828	157	1:56.840	42.235	50	1:59.637	1:10.621
23	2:24.960	29.358	24	1:58.431	36.944	27	1:58.341	47.210	15	1:57.458	49.604	28	3:46.594	1 Lap
42	2:25.936	30.334	12	1:58.755	37.574	18	1:58.037	47.721	27	1:57.700	50.560	23	3:46.319	1 Lap
507	2:26.275	30.673	10	1:55.965	38.290	50	1:58.927	49.312	18	1:57.993	51.369	5	1:58.769	1:23.335
411	2:26.487	30.885	28	2:01.407	43.341	607	1:58.816	49.341	607	1:57.708	51.739	607	4:24.685	1 Lap
5	2:26.493	30.891	204	2:02.354	46.861	25	1:59.376	51.028	50	1:59.401	56.653	204	2:01.545	1:43.430
202	2:28.466	32.864	23	2:00.697	51.154	24	1:58.288	52.170	10	1:56.384	57.920	Lap 10		
9	2:43.238	47.636	5	1:58.444	51.309	10	1:57.367	52.253	25	2:00.196	1:01.562	6	1:52.160	
33	2:45.173	49.571	411	1:59.657	52.707	12	1:59.268	53.788	24	1:59.852	1:02.217	507	4:01.735	2 Laps
Lap 2			507	2:02.751	1:01.567	28	2:00.240	1:02.697	12	1:59.700	1:02.462	604	1:55.433	10.438
68	1:49.321		42	2:09.722	1:13.180	5	1:58.573	1:07.121	5	1:58.946	1:11.519	57	1:54.361	27.718
6	1:50.584	2.642	202	2:09.667	1:14.217	411	1:58.329	1:08.248	28	2:01.744	1:11.902	33	2:20.319	2 Laps
604	1:52.361	5.846	Lap 4			204	2:05.568	1:13.258	411	1:58.918	1:11.956	11	1:56.606	35.451
11	1:54.509	9.930	68	1:50.809		23	2:01.958	1:13.677	23	2:00.745	1:21.145	7	1:56.011	40.202
57	1:54.241	11.093	9	2:20.931	1 Lap	507	2:05.033	1:28.949	204	2:03.704	1:26.436	90	2:01.423	1 Lap
7	1:56.357	15.805	33	2:20.405	1 Lap	42	2:09.210	1:51.007	9	2:23.058	1 Lap	43	2:04.399	1 Lap
90	1:58.932	18.083	6	1:51.523	5.074	202	2:09.025	1:51.959	33	2:21.924	1 Lap	18	3:41.320	1 Lap
18	1:58.856	18.467	604	1:52.918	9.749	Lap 6			507	2:03.967	1:43.562	202	4:13.995	2 Laps
151	1:57.780	18.583	11	1:54.658	18.783	6	1:52.156		Lap 8			157	1:57.239	55.150
43	1:58.536	19.121	57	1:54.454	19.657	604	1:53.199	7.902	6	1:51.627		12	3:43.266	1 Lap
157	1:57.771	20.756	7	1:55.519	25.935	57	1:54.257	20.288	604	1:52.877	8.370	10	1:56.141	1:09.553
15	1:59.059	21.828	151	1:55.913	30.913	11	1:56.344	21.953	42	2:08.209	1 Lap	25	2:05.034	1 Lap
27	2:00.084	22.115	90	1:59.108	32.956	7	1:55.340	26.887	57	1:54.584	24.183	24	2:07.260	1 Lap
50	1:59.333	23.049	43	1:56.935	33.305	151	1:56.569	34.341	202	2:08.125	1 Lap	411	3:55.885	1 Lap
607	1:59.221	23.588	157	1:56.130	33.699	90	1:56.979	36.914	11	1:55.960	28.245	5	2:00.653	1:31.828
25	1:59.009	25.842	15	1:57.844	37.086	43	1:57.620	38.243	7	1:56.043	33.828	28	2:11.967	1 Lap
24	1:58.467	28.166	27	1:59.399	39.210	157	1:57.990	38.779	151	1:55.818	41.191	23	2:05.387	1 Lap
12	1:59.485	28.472	18	2:00.397	40.025	15	1:59.431	45.530	157	1:57.393	48.001	607	2:04.777	1 Lap
28	2:01.458	31.587	50	1:59.464	40.726	27	1:58.763	46.244	15	1:57.342	55.319	Lap 11		
10	2:00.341	31.978	607	1:59.065	40.866	18	1:58.768	46.760	18	1:57.335	57.077	6	1:52.885	
204	2:02.882	34.160	25	1:58.592	41.993	607	1:57.803	47.415	27	1:58.474	57.407	204	2:03.458	1 Lap
23	2:00.073	40.110	24	1:58.088	44.223	50	2:01.053	50.636	10	1:58.299	1:04.592	507	2:11.428	2 Laps
5	2:00.948	42.518	12	1:58.096	44.861	25	2:03.451	54.750	50	1:59.975	1:05.001	9	4:12.751	3 Laps
411	2:01.139	42.703	10	1:57.746	45.227	10	2:02.396	54.920	12	2:00.295	1:11.130			



National GT Challenge/P9 Challenge

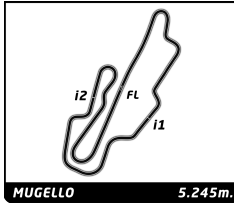
Mugello Racing Weekend

Gara 1

Analysis by lap

Lapped

No	Lap Time	Gap	No	Lap Time	Gap	No	Lap Time	Gap	No	Lap Time	Gap	No	Lap Time	Gap			
151	3:33.894	1 Lap	15	1:59.217	1:29.341	43	1:57.090	1:13.231	11	2:02.234	1:19.909	202	2:07.474	2 Laps	157	1:56.918	1:26.040
11	1:56.960	39.526	10	2:11.555	1:38.026	27	1:58.001	1:26.125	43	1:59.500	1:20.362	43	1:57.458	1:28.319	57	2:05.926	1:20.919
7	1:56.764	44.081	25	1:57.845	1:38.661	15	1:59.932	1:31.103	57	2:02.163	1 Lap	57	2:02.372	1:37.821	27	1:58.757	1:40.003
90	1:53.785	1 Lap	5	3:41.024	1:46.326	25	1:56.090	1:35.299	27	1:58.416	1:32.439	11	2:01.056	1:40.905	25	1:57.746	1:41.509
43	1:57.137	1 Lap	12	2:00.517	1:47.051	12	1:59.509	1:47.481	25	1:55.553	1:36.960	507	2:05.448	1 Lap	15	2:00.211	1:42.436
27	3:37.158	1 Lap	42	2:07.776	1 Lap	10	2:02.739	1:47.974	15	2:00.211	1:42.436	15	2:00.543	1:54.577			
15	3:41.024	1 Lap	18	2:07.480	1:48.222	50	2:00.409	1:52.463	Lap 17								
42	4:00.826	2 Laps	50	2:03.886	1:48.603	24	1:58.457	1:52.616	6	1:54.220		Lap 19					
157	2:02.431	1:04.696	24	1:58.407	1:49.721	Lap 15											
18	2:08.684	1 Lap	9	2:22.792	2 Laps	6	1:54.408		12	2:00.485	1 Lap	6	1:54.710				
50	3:42.616	1 Lap	202	2:05.723	1 Lap	5	2:01.365	1 Lap	50	1:59.866	1 Lap	9	2:23.961	4 Laps			
25	1:56.633	1 Lap	Lap 13						24	1:59.176	1 Lap	12	1:59.319	1 Lap			
202	2:17.288	2 Laps	6	2:01.872	18	2:04.748	1 Lap	10	2:04.157	1 Lap	24	1:58.679	1 Lap				
12	2:05.078	1 Lap	23	1:57.791	1 Lap	42	2:04.864	2 Laps	5	2:00.851	1 Lap	50	2:01.610	1 Lap			
24	1:57.421	1 Lap	411	1:58.440	1 Lap	411	1:57.693	1 Lap	411	1:57.817	1 Lap	10	2:02.617	1 Lap			
5	1:58.420	1:37.363	28	2:01.183	1 Lap	23	1:59.835	1 Lap	18	2:01.274	1 Lap	411	1:59.677	1 Lap			
23	2:01.208	1 Lap	607	2:00.194	1 Lap	607	2:01.500	1 Lap	23	1:58.775	1 Lap	5	2:02.488	1 Lap			
411	2:08.152	1 Lap	204	2:09.437	1 Lap	28	2:03.855	1 Lap	42	2:04.255	2 Laps	18	2:02.179	1 Lap			
28	2:05.405	1 Lap	57	2:02.791	50.394	9	2:16.667	3 Laps	607	1:59.944	1 Lap	5	2:02.488	1 Lap			
607	2:01.267	1 Lap	151	1:56.005	50.787	202	2:16.921	2 Laps	33	2:09.418	3 Laps	23	2:01.989	1 Lap			
57	3:35.858	2:10.691	90	1:54.890	54.395	151	1:56.070	53.432	28	2:01.710	1 Lap	607	2:01.158	1 Lap			
507	2:03.548	1 Lap	7	2:07.132	55.591	604	1:53.803	55.356	604	1:55.496	54.742	604	1:55.298	55.393			
604	4:16.375	2:33.928	604	1:54.059	56.392	90	1:55.208	55.741	151	1:56.554	55.972	42	2:07.314	2 Laps			
151	2:02.133	2:34.259	507	2:01.428	1 Lap	204	2:03.702	1 Lap	90	1:54.224	56.768	90	1:55.141	59.240			
33	3:59.449	2 Laps	11	2:08.099	1:05.457	7	2:00.833	1:07.985	202	2:06.235	2 Laps	151	1:56.115	1:01.045			
90	1:54.868	2:39.069	157	2:05.447	1:09.865	57	2:05.258	1:10.777	204	2:02.294	1 Lap	28	2:02.581	1 Lap			
43	1:57.196	2:49.532	43	1:57.717	1:11.363	11	1:58.558	1:13.459	7	1:59.774	1:17.115	33	2:10.614	3 Laps			
10	3:41.864	2:58.532	27	1:57.933	1:23.346	157	1:57.804	1:15.219	157	1:58.806	1:23.212	204	2:01.782	1 Lap			
27	2:07.710	3:01.293	15	1:58.924	1:26.393	43	1:57.823	1:16.646	43	1:58.809	1:24.951	7	1:58.702	1:27.918			
15	2:07.134	3:02.185	25	1:57.642	1:34.431	507	2:06.721	1 Lap	9	2:18.938	3 Laps	157	1:57.043	1:28.373			
9	2:36.715	2 Laps	10	2:04.303	1:40.457	27	1:58.090	1:29.807	57	2:02.840	1:29.539	43	1:58.811	1:32.420			
42	2:15.404	1 Lap	33	2:15.091	2 Laps	25	1:56.300	1:37.191	11	2:08.250	1:33.939	202	2:09.987	2 Laps			
18	2:04.784	3:12.803	12	1:58.015	1:43.194	15	2:01.314	1:38.009	507	2:02.389	1 Lap	27	1:59.010	1:44.303			
25	1:56.958	3:12.877	50	2:00.545	1:47.276	12	1:59.916	1:52.989	27	1:57.117	1:35.336	25	1:59.309	1:46.108			
50	2:08.586	3:16.778	24	2:01.532	1:49.381	Lap 16						57	2:03.636	1:46.747			
12	1:58.183	3:18.595	5	2:09.392	1:53.846	6	1:55.784		15	1:59.908	1:48.124	11	2:00.665	1:46.860			
24	1:57.940	3:23.375	Lap 14						Lap 18								
202	2:08.924	1 Lap	6	1:55.222	10	2:02.987	1 Lap	6	1:54.090		Lap 20						
Lap 12						50	1:59.601	1 Lap	12	1:58.751	1 Lap	6	1:54.920				
6	3:32.061		42	2:08.904	2 Laps	24	2:00.930	1 Lap	507	2:05.375	2 Laps	15	2:00.769	1 Lap			
23	1:58.014	1 Lap	18	2:08.927	1 Lap	5	2:00.466	1 Lap	15	2:00.769	1 Lap	12	1:59.751	1 Lap			
411	1:58.222	1 Lap	23	2:00.765	1 Lap	18	2:02.245	1 Lap	24	1:59.133	1 Lap	24	2:01.210	1 Lap			
28	2:03.754	1 Lap	411	1:59.178	1 Lap	411	1:58.486	1 Lap	10	2:02.980	1 Lap	50	1:59.870	1 Lap			
607	2:00.422	1 Lap	9	2:19.036	3 Laps	23	2:00.561	1 Lap	5	2:00.636	1 Lap	9	2:19.971	4 Laps			
204	4:03.289	1 Lap	202	2:14.583	2 Laps	42	2:06.995	2 Laps	411	1:58.101	1 Lap	411	2:00.087	1 Lap			
57	2:10.845	49.475	28	2:01.927	1 Lap	33	2:16.240	3 Laps	18	2:01.419	1 Lap	10	2:04.347	1 Lap			
7	3:38.311	50.331	607	2:00.133	1 Lap	607	1:59.095	1 Lap	23	2:00.863	1 Lap	5	2:00.842	1 Lap			
151	1:54.456	56.654	204	2:02.931	1 Lap	28	2:02.241	1 Lap	42	2:05.731	2 Laps	18	2:01.419	1 Lap			
11	3:51.765	59.230	151	1:56.205	51.770	604	1:53.894	53.466	607	2:00.001	1 Lap	23	2:01.496	1 Lap			
90	1:54.369	1:01.377	90	1:55.768	54.941	151	1:55.990	53.638	28	2:01.000	1 Lap	604	1:55.684	56.157			
507	2:04.475	1 Lap	604	1:54.791	55.961	90	1:56.807	56.764	604	1:54.153	54.805	90	1:55.664	59.984			
604	2:02.338	1:04.205	57	2:04.755	59.927	202	2:15.230	2 Laps	90	1:56.131	58.809	151	1:56.182	1:02.307			
157	3:33.655	1:06.290	7	2:01.191	1:01.560	9	2:17.566	3 Laps	151	1:57.758	59.640	28	2:02.835	1 Lap			
43	1:58.047	1:15.518	507	2:00.988	1 Lap	204	2:02.426	1 Lap	33	2:10.760	3 Laps	42	2:08.568	2 Laps			
27	1:58.053	1:27.285	11	1:59.074	1:09.309	7	1:59.360	1:11.561	204	2:02.096	1 Lap						
33	2:25.136	2 Laps	157	1:57.180	1:11.823	157	1:59.191	1:18.626	7	2:00.901	1:23.926						



National GT Challenge/P9 Challenge

Mugello Racing Weekend

Gara 1

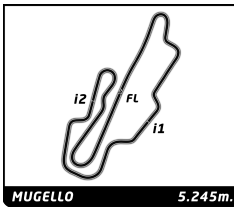
Analysis by lap

Lapped ■

No	Lap Time	Gap	No	Lap Time	Gap	No	Lap Time	Gap	No	Lap Time	Gap	No	Lap Time	Gap
7	1:59.124	1:32.122												
157	1:59.173	1:32.626												
43	1:58.408	1:35.908												
33	2:13.821	3 Laps												
204	2:04.603	1 Lap												
27	1:57.955	1:47.338												
25	1:56.776	1:47.964												
11	2:00.331	1:52.271												

Lap 21

6	1:55.631	
57	2:03.957	1 Lap
202	2:19.153	3 Laps
15	2:01.232	1 Lap
507	2:06.259	2 Laps
12	2:01.763	1 Lap
24	1:58.158	1 Lap
50	2:00.243	1 Lap
411	2:00.149	1 Lap
5	2:01.727	1 Lap
10	2:07.880	1 Lap
9	2:20.095	4 Laps
18	2:01.540	1 Lap
23	2:01.741	1 Lap
604	1:53.177	53.703
151	1:56.898	1:03.574
607	2:01.813	1 Lap
28	2:03.022	1 Lap
42	2:09.441	2 Laps
7	1:58.560	1:35.051
157	1:58.762	1:35.757
43	1:58.731	1:39.008
90	2:36.482	1:40.835
204	2:02.496	1 Lap
25	1:57.829	1:50.162
27	1:59.349	1:51.056
11	2:00.558	1:57.198
33	2:19.203	3 Laps



National GT Challenge/P9 Challenge

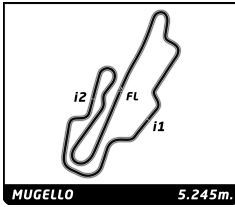
Mugello Racing Weekend

Gara 1

Sector Analysis

— Invalidated Lap ■ Personal Best ■ Session Best B Crossing the pit lane

Lap	D	Time	Sector 1	Sector 2	Sector 3	Kph	Elapsed	Lap	D	Time	Sector 1	Sector 2	Sector 3	Kph	Elapsed	
5	BEST LAP							Ferrari 488 Challenge EVO	4	1	1:55.519	39.246	35.882	40.391	163.5	7:51.320
	1.Stefano MAESTRI							GT CUP 2	5	1	1:55.682	38.720	35.851	41.111	163.2	9:47.002
	2.Alberto RODIO								6	1	1:55.340	39.053	36.066	40.221	163.7	11:42.342
	1	1	2:26.493	1:04.322	39.370	42.801	128.9	2:26.493	7	1	1:55.909	39.119	36.309	40.481	162.9	13:38.251
	2	1	2:00.948	41.662	37.676	41.610	156.1	4:27.441	8	1	1:56.043	39.245	36.366	40.432	162.7	15:34.294
	3	1	1:58.444	40.761	36.743	40.940	159.4	6:25.885	9	1	1:56.540	38.961	36.992	40.587	162.0	17:30.834
	4	1	1:58.389	40.039	37.435	40.915	159.5	8:24.274	10	1	1:56.011	39.406	36.128	40.477	162.8	19:26.845
	5	1	1:58.573	40.145	37.329	41.099	159.2	10:22.847	11	1	1:56.764	39.201	36.944	40.619	161.7	21:23.609
	6	1	1:58.565	40.180	37.139	41.246	159.3	12:21.412	12	1	3:38.311 B	40.237	36.303	2:21.771	86.5	25:01.920
	7	1	1:58.946	40.105	37.635	41.206	158.7	14:20.358	13	2	2:07.132	47.657	37.702	41.773	148.5	27:09.052
	8	1	1:58.691	40.318	37.305	41.068	159.1	16:19.049	14	2	2:01.191	41.149	38.122	41.920	155.8	29:10.243
	9	1	1:58.769	40.359	37.345	41.065	159.0	18:17.818	15	2	2:00.833	40.414	38.661	41.758	156.3	31:11.076
	10	1	2:00.653	40.600	37.450	42.603	156.5	20:18.471	16	2	1:59.360	40.340	37.380	41.640	158.2	33:10.436
	11	1	1:58.420	40.171	37.284	40.965	159.4	22:16.891	17	2	1:59.774	40.326	37.815	41.633	157.6	35:10.210
	12	1	3:41.024 B	40.154	39.951	2:20.919	85.4	25:57.915	18	2	2:00.901	40.476	37.536	42.889	156.2	37:11.111
	13	2	2:09.392	47.758	38.802	42.832	145.9	28:07.307	19	2	1:58.702	40.290	37.245	41.167	159.1	39:09.813
	14	2	2:01.365	41.288	37.925	42.152	155.6	30:08.672	20	2	1:59.124	40.002	37.233	41.889	158.5	41:08.937
	15	2	2:00.466	40.543	37.658	42.265	156.7	32:09.138	21	2	1:58.560	39.940	37.324	41.296	159.3	43:07.497
	16	2	2:00.851	41.264	37.727	41.860	156.2	34:09.989								
	17	2	2:00.636	40.568	37.930	42.138	156.5	36:10.625								
	18	2	2:02.488	41.031	39.424	42.033	154.2	38:13.113								
19	2	2:00.842	40.974	37.939	41.929	156.3	40:13.955									
20	2	2:01.727	40.647	38.619	42.461	155.1	42:15.682									
6	Rangoni Corse							Lamborghini Huracan ST								
	1.Gabriele TORELLI							GT CUP 1								
	2.Davide GAGGIANESI															
	1	1	1:56.981	43.667	34.719	38.595	161.4	1:56.981								
	2	1	1:50.584	37.643	34.430	38.511	170.7	3:47.565								
	3	1	1:51.371	37.823	34.820	38.728	169.5	5:38.936								
	4	1	1:51.523	37.801	34.744	38.978	169.3	7:30.459								
	5	1	1:52.840	39.143	34.974	38.723	167.3	9:23.299								
	6	1	1:52.156	38.158	35.256	38.742	168.4	11:15.455								
	7	1	1:53.384	38.196	36.323	38.865	166.5	13:08.839								
	8	1	1:51.627	38.040	34.891	38.696	169.2	15:00.466								
	9	1	1:54.017	37.797	35.218	41.002	165.6	16:54.483								
	10	1	1:52.160	38.229	34.943	38.988	168.3	18:46.643								
	11	1	1:52.885	38.220	35.139	39.526	167.3	20:39.528								
	12	1	3:32.061 B	38.480	35.290	2:18.291	89.0	24:11.589								
	13	2	2:01.872	45.595	35.828	40.449	154.9	26:13.461								
	14	2	1:55.222	39.655	35.964	39.603	163.9	28:08.683								
	15	2	1:54.408	38.960	35.818	39.630	165.0	30:03.091								
	16	2	1:55.784	38.893	36.457	40.434	163.1	31:58.875								
	17	2	1:54.220	38.730	36.046	39.444	165.3	33:53.095								
	18	2	1:54.090	38.628	35.546	39.916	165.5	35:47.185								
19	2	1:54.710	38.712	35.752	40.246	164.6	37:41.895									
20	2	1:54.920	38.691	35.676	40.553	164.3	39:36.815									
21	2	1:55.631	38.714	36.633	40.284	163.3	41:32.446									
7	TRACK AND GO							Porsche 992 GT3 CUP								
	1.Alberto Jr. FULGORI							GT CUP 2								
	2.Danilo PAOLETTI															
	1	1	2:04.371	47.023	37.004	40.344	151.8	2:04.371								
2	1	1:56.357	39.713	36.060	40.584	162.3	4:00.728									
3	1	1:55.073	38.869	35.975	40.229	164.1	5:55.801									
9	TEAM CARS RACING							Porsche Carrera GT3								
	1.Alessandro REVELLO							GT CUP 2								
	1	1	2:43.238	1:07.615	45.325	50.298	115.7	2:43.238								
	2	1	2:21.845	47.945	44.940	48.960	133.1	5:05.083								
	3	1	2:20.931	47.417	45.207	48.307	134.0	7:26.014								
	4	1	2:22.819	47.645	46.075	49.099	132.2	9:48.833								
	5	1	2:24.690	47.865	46.966	49.859	130.5	12:13.523								
	6	1	2:23.058	46.684	47.324	49.050	132.0	14:36.581								
	7	1	2:18.033	46.009	44.337	47.687	136.8	16:54.614								
	8	1	4:12.751 B	46.182	44.857	2:41.712	74.7	21:07.365								
	9	1	2:36.715	59.949	47.569	49.197	120.5	23:44.080								
	10	1	2:22.792	47.138	47.645	48.009	132.2	26:06.872								
	11	1	2:19.036	46.164	44.527	48.345	135.8	28:25.908								
	12	1	2:16.667	45.668	44.717	46.282	138.2	30:42.575								
	13	1	2:17.566	45.074	43.308	49.184	137.3	33:00.141								
	14	1	2:18.938	45.976	44.608	48.354	135.9	35:19.079								
	15	1	2:23.961	47.577	46.489	49.895	131.2	37:43.040								
	16	1	2:19.971	46.425	45.634	47.912	134.9	40:03.011								
17	1	2:20.095	46.212	45.950	47.933	134.8	42:23.106									
10	TEAM JOCHER							BENTLEY Continental GT3								
	1.Matthias JOCHER							GTX								
	2.Stephan JOCHER															
	1	1	2:16.560	56.308	38.051	42.201	138.3	2:16.560								
	2	1	2:00.341	40.765	38.009	41.567	156.9	4:16.901								
	3	1	1:55.965	40.142	35.630	40.193	162.8	6:12.866								
	4	1	1:57.746	39.780	37.378	40.588	160.4	8:10.612								
	5	1	1:57.367	39.503	37.173	40.691	160.9	10:07.979								
	6	1	2:02.396	39.491	39.328	43.577	154.3	12:10.375								
	7	1	1:56.384	40.242	35.937	40.205	162.2	14:06.759								
	8	1	1:58.299	39.224	37.682	41.393	159.6	16:05.058								
	9	1	1:54.997	38.956	35.378	40.663	164.2	18:00.055								
	10	1	1:56.141	39.442	35.976	40.723	162.6	19:56.196								
	11	1	3:41.864 B	39.362	36.012	2:26.490	85.1	23:38.060								
12	2	2:11.555	51.245	38.323	41.987	143.5	25:49.615									
13	2	2:04.303	42.563	38.566	43.174	151.9	27:53.918									
14	2	2:02.739	41.673	38.561	42.505	153.8	29:56.657									



National GT Challenge/P9 Challenge

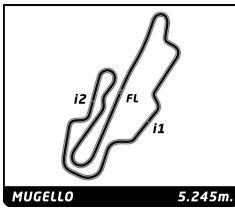
Mugello Racing Weekend

Gara 1

Sector Analysis

— Invalidated Lap ■ Personal Best ■ Session Best B Crossing the pit lane

Lap	D	Time	Sector 1	Sector 2	Sector 3	Kph	Elapsed	Lap	D	Time	Sector 1	Sector 2	Sector 3	Kph	Elapsed		
15	2	2:02.987	41.800	38.867	42.320	153.5	31:59.644	15	BEST LAP						Ferrari 488 Challenge EVO		
16	2	2:04.157	41.430	40.616	42.111	152.1	34:03.801		1.Domenico Vincenzo GOLIA						GT CUP 2		
17	2	2:02.980	41.427	38.730	42.823	153.5	36:06.781		2.Giovanni DE CUNTIS								
18	2	2:02.617	41.648	38.774	42.195	154.0	38:09.398		1	1	2:07.692	48.709	37.863	41.120	147.9	2:07.692	
19	2	2:04.347	41.207	40.547	42.593	151.8	40:13.745		2	1	1:59.059	40.894	37.267	40.898	158.6	4:06.751	
20	2	2:07.880	43.071	40.052	44.757	147.7	42:21.625		3	1	1:57.876	39.662	37.038	41.176	160.2	6:04.627	
									4	1	1:57.844	39.621	36.876	41.347	160.2	8:02.471	
11	SCUDERIA EMME						Ferrari 488 Challenge EVO		5	1	1:59.083	40.504	37.236	41.343	158.6	10:01.554	
	1.Rodolfo MASSARO						GT CUP 2		6	1	1:59.431	40.119	37.981	41.331	158.1	12:00.985	
	2.Maia MENEGHIN								7	1	1:57.458	39.887	36.860	40.711	160.8	13:58.443	
	1	1	2:00.344	44.970	35.814	39.560	156.9	2:00.344	8	1	1:57.342	39.841	36.898	40.603	160.9	15:55.785	
	2	1	1:54.509	38.948	35.908	39.653	164.9	3:54.853	9	1	1:57.770	39.914	37.112	40.744	160.3	17:53.555	
	3	1	1:54.657	39.136	35.795	39.726	164.7	5:49.510	10	1	3:41.024	B	40.019	36.943	2:24.062	85.4	21:34.579
	4	1	1:54.658	39.097	35.822	39.739	164.7	7:44.168	11	2	2:07.134	47.460	38.081	41.593	148.5	23:41.713	
12	TEAM CARS RACING						992 GT3 CUP		12	2	1:59.217	40.273	37.675	41.269	158.4	25:40.930	
	1.Fabrizio FEDE						GT CUP 2		13	2	1:58.924	39.977	37.529	41.418	158.8	27:39.854	
	1	1	2:13.910	53.323	38.778	41.809	141.0	2:13.910	14	2	1:59.932	40.774	37.623	41.535	157.4	29:39.786	
	2	1	1:59.485	40.419	37.242	41.824	158.0	4:13.395	15	2	2:01.314	40.755	38.344	42.215	155.6	31:41.100	
	3	1	1:58.755	40.726	37.357	40.672	159.0	6:12.150	16	2	2:00.211	40.590	37.879	41.742	157.1	33:41.311	
	4	1	1:58.096	40.031	37.476	40.589	159.9	8:10.246	17	2	1:59.908	40.458	37.515	41.935	157.5	35:41.219	
	5	1	1:59.268	41.108	37.303	40.857	158.3	10:09.514	18	2	2:00.543	40.714	37.727	42.102	156.6	37:41.762	
	6	1	2:02.087	39.971	38.042	44.074	154.7	12:11.601	19	2	2:00.769	41.385	37.707	41.677	156.3	39:42.531	
	7	1	1:59.700	40.690	37.842	41.168	157.7	14:11.301	20	2	2:01.232	40.965	37.919	42.348	155.8	41:43.763	
	8	1	2:00.295	40.681	37.756	41.858	157.0	16:11.596									
	9	1	3:43.266	B	40.777	37.103	2:25.386	84.6	19:54.862								
	10	1	2:05.078	46.550	37.397	41.131	151.0	21:59.940									
	11	1	1:58.183	40.416	37.243	40.524	159.8	23:58.123									
12	1	2:00.517	40.216	38.281	42.020	156.7	25:58.640										
13	1	1:58.015	40.058	37.174	40.783	160.0	27:56.655										
14	1	1:59.509	40.900	37.468	41.141	158.0	29:56.164										
15	1	1:59.916	40.535	38.233	41.148	157.5	31:56.080										
16	1	2:00.485	40.893	38.163	41.429	156.7	33:56.565										
17	1	1:58.751	40.424	37.221	41.106	159.0	35:55.316										
18	1	1:59.319	40.671	37.624	41.024	158.2	37:54.635										
19	1	1:59.751	40.668	37.757	41.326	157.7	39:54.386										
20	1	2:01.763	41.176	38.823	41.764	155.1	41:56.149										
18	BEST LAP						Ferrari 488 GT3		1	1	2:04.534	46.770	36.768	40.996	151.6	2:04.534	
	1.Maurizio PITORRI						GT3		2	1	1:58.856	40.799	37.206	40.851	158.9	4:03.390	
	2.Gianluigi SIMONELLI								3	1	2:01.623	41.335	38.124	42.164	155.3	6:05.013	
	1	1	2:04.534	46.770	36.768	40.996	151.6	2:04.534	4	1	2:00.397	41.581	37.310	41.506	156.8	8:05.410	
	2	1	1:58.856	40.799	37.206	40.851	158.9	4:03.390	5	1	1:58.037	40.351	36.687	40.999	160.0	10:03.447	
	3	1	2:01.623	41.335	38.124	42.164	155.3	6:05.013	6	1	1:58.768	40.097	37.922	40.749	159.0	12:02.215	
	4	1	2:00.397	41.581	37.310	41.506	156.8	8:05.410	7	1	1:57.993	40.133	36.559	41.301	160.0	14:00.208	
	5	1	1:58.037	40.351	36.687	40.999	160.0	10:03.447	8	1	1:57.335	40.129	36.778	40.428	160.9	15:57.543	
	6	1	1:58.768	40.097	37.922	40.749	159.0	12:02.215	9	1	3:41.320	B	39.479	36.991	2:24.850	85.3	19:38.863
	7	1	1:57.993	40.133	36.559	41.301	160.0	14:00.208	10	2	2:08.684	47.949	38.153	42.582	146.7	21:47.547	
	8	1	1:57.335	40.129	36.778	40.428	160.9	15:57.543	11	2	2:04.784	41.877	39.515	43.392	151.3	23:52.331	
	9	1	3:41.320	B	39.479	36.991	2:24.850	85.3	19:38.863	12	2	2:07.480	43.270	40.519	43.691	148.1	25:59.811
	10	2	2:08.684	47.949	38.153	42.582	146.7	21:47.547	13	2	2:08.927	43.996	40.597	44.334	146.5	28:08.738	
11	2	2:04.784	41.877	39.515	43.392	151.3	23:52.331	14	2	2:04.748	42.665	39.443	42.640	151.4	30:13.486		
12	2	2:07.480	43.270	40.519	43.691	148.1	25:59.811	15	2	2:02.245	41.362	38.684	42.199	154.5	32:15.731		
13	2	2:08.927	43.996	40.597	44.334	146.5	28:08.738	16	2	2:01.274	40.992	38.486	41.796	155.7	34:17.005		
14	2	2:04.748	42.665	39.443	42.640	151.4	30:13.486	17	2	2:01.419	41.212	38.219	41.988	155.5	36:18.424		
15	2	2:02.245	41.362	38.684	42.199	154.5	32:15.731	18	2	2:02.179	41.385	38.543	42.251	154.5	38:20.603		
16	2	2:01.274	40.992	38.486	41.796	155.7	34:17.005	19	2	2:01.419	41.481	37.867	42.071	155.5	40:22.022		
17	2	2:01.419	41.212	38.219	41.988	155.5	36:18.424	20	2	2:01.540	41.178	38.545	41.817	155.4	42:23.562		
18	2	2:02.179	41.385	38.543	42.251	154.5	38:20.603										
19	2	2:01.419	41.481	37.867	42.071	155.5	40:22.022										
20	2	2:01.540	41.178	38.545	41.817	155.4	42:23.562										
23	FORMULA RACING						Ferrari 488 Challenge EVO		1	1	2:24.960	1:00.097	40.561	44.302	130.3	2:24.960	
	1.Thomas PETERSEN						GT CUP 2		2	1	2:00.073	41.451	37.722	40.900	157.3	4:25.033	
	1	1	2:24.960	1:00.097	40.561	44.302	130.3	2:24.960	3	1	2:00.697	40.499	39.006	41.192	156.4	6:25.730	
	2	1	2:00.073	41.451	37.722	40.900	157.3	4:25.033	4	1	2:01.715	40.980	39.138	41.597	155.1	8:27.445	
	3	1	2:00.697	40.499	39.006	41.192	156.4	6:25.730									
4	1	2:01.715	40.980	39.138	41.597	155.1	8:27.445										



National GT Challenge/P9 Challenge

Mugello Racing Weekend

Gara 1

Sector Analysis

— Invalidated Lap ■ Personal Best ■ Session Best B Crossing the pit lane

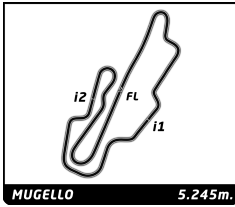
Lap	D	Time	Sector 1	Sector 2	Sector 3	Kph	Elapsed	Lap	D	Time	Sector 1	Sector 2	Sector 3	Kph	Elapsed
5	1	2:01.958	40.258	38.050	43.650	154.8	10:29.403	14	2	1:56.090	39.857	36.069	40.164	162.6	29:43.982
6	1	1:59.836	40.392	38.096	41.348	157.6	12:29.239	15	2	1:56.300	39.642	36.290	40.368	162.4	31:40.282
7	1	2:00.745	40.402	38.319	42.024	156.4	14:29.984	16	2	1:55.553	39.500	36.169	39.884	163.4	33:35.835
8	1	3:46.319B	40.091	37.660	2:28.568	83.4	18:16.303	17	2	1:55.113	39.232	35.950	39.931	164.0	35:30.948
9	1	2:05.387	46.830	36.982	41.575	150.6	20:21.690	18	2	1:57.746	39.792	37.371	40.583	160.4	37:28.694
10	1	2:01.208	39.920	39.478	41.810	155.8	22:22.898	19	2	1:59.309	40.409	37.749	41.151	158.3	39:28.003
11	1	1:58.014	39.874	36.862	41.278	160.0	24:20.912	20	2	1:56.776	39.681	36.886	40.209	161.7	41:24.779
12	1	1:57.791	39.798	36.669	41.324	160.3	26:18.703	21	2	1:57.829	39.902	36.853	41.074	160.2	43:22.608
13	1	2:00.765	40.473	38.652	41.640	156.4	28:19.468								
14	1	1:59.835	41.024	37.417	41.394	157.6	30:19.303								
15	1	2:00.561	40.491	38.064	42.006	156.6	32:19.864								
16	1	1:58.775	40.188	37.475	41.112	159.0	34:18.639								
17	1	2:00.863	40.395	38.001	42.467	156.2	36:19.502								
18	1	2:01.989	40.763	38.901	42.325	154.8	38:21.491								
19	1	2:01.496	41.285	38.037	42.174	155.4	40:22.987								
20	1	2:01.741	40.756	38.614	42.371	155.1	42:24.728								

24		RC MOTORSPORT		Ferrari 488 Challenge EVO			
		1.Matteo MARULLA		GT CUP 2			
		2.Gian Luca GIRAUDI					
1	1	2:14.622	54.314	38.187	42.121	140.3	2:14.622
2	1	1:58.467	40.397	37.294	40.776	159.4	4:13.089
3	1	1:58.431	40.255	37.149	41.027	159.4	6:11.520
4	1	1:58.088	39.886	37.418	40.784	159.9	8:09.608
5	1	1:58.288	40.118	37.193	40.977	159.6	10:07.896
6	1	2:03.308	40.346	38.958	44.004	153.1	12:11.204
7	1	1:59.852	40.738	37.617	41.497	157.5	14:11.056
8	1	3:49.226B	40.263	38.039	2:30.924	82.4	18:00.282
9	2	2:07.260	48.166	37.667	41.427	148.4	20:07.542
10	2	1:57.421	39.724	36.788	40.909	160.8	22:04.963
11	2	1:57.940	39.736	37.076	41.128	160.1	24:02.903
12	2	1:58.407	39.720	37.119	41.568	159.5	26:01.310
13	2	2:01.532	41.885	38.104	41.543	155.4	28:02.842
14	2	1:58.457	39.660	37.916	40.881	159.4	30:01.299
15	2	2:00.930	41.388	37.445	42.097	156.1	32:02.229
16	2	1:59.176	40.278	37.981	40.917	158.4	34:01.405
17	2	1:59.133	40.021	36.996	42.116	158.5	36:00.538
18	2	1:58.679	40.520	37.264	40.895	159.1	37:59.217
19	2	2:01.210	40.064	37.489	43.657	155.8	40:00.427
20	2	1:58.158	39.874	37.113	41.171	159.8	41:58.585

25		SEVEN HILLS MOTORSPORT		Ferrari 488 Challenge EVO			
		1.Barkin PINAR		GT CUP 2			
		2.Nicholas RISITANO					
1	1	2:11.756	52.824	38.052	40.880	143.3	2:11.756
2	1	1:59.009	39.868	37.562	41.579	158.7	4:10.765
3	1	1:58.021	39.901	37.241	40.879	160.0	6:08.786
4	1	1:58.592	39.991	37.119	41.482	159.2	8:07.378
5	1	1:59.376	40.440	37.132	41.804	158.2	10:06.754
6	1	2:03.451	40.474	39.348	43.629	153.0	12:10.205
7	1	2:00.196	41.476	37.444	41.276	157.1	14:10.401
8	1	3:43.379B	40.440	38.246	2:24.693	84.5	17:53.780
9	2	2:05.034	47.351	36.801	40.882	151.0	19:58.814
10	2	1:56.633	39.826	36.110	40.697	161.9	21:55.447
11	2	1:56.958	40.250	36.409	40.299	161.4	23:52.405
12	2	1:57.845	40.373	36.927	40.545	160.2	25:50.250
13	2	1:57.642	40.025	37.180	40.437	160.5	27:47.892

27		GRT MOTORSPORT		Ferrari 488 Challenge EVO			
		1.Michele GIRAUDI		GT CUP 2			
		2.Giovanni GIRAUDI					
1	1	2:06.954	48.243	37.272	41.439	148.7	2:06.954
2	1	2:00.084	40.961	37.171	41.952	157.2	4:07.038
3	1	1:58.158	40.574	36.663	40.921	159.8	6:05.196
4	1	1:59.399	40.888	37.204	41.307	158.1	8:04.595
5	1	1:58.341	40.433	36.990	40.918	159.6	10:02.936
6	1	1:58.763	40.123	37.811	40.829	159.0	12:01.699
7	1	1:57.700	40.126	36.692	40.882	160.4	13:59.399
8	1	1:58.474	40.498	36.888	41.088	159.4	15:57.873
9	1	1:58.080	40.413	36.862	40.805	159.9	17:55.953
10	1	3:37.158B	39.985	36.954	2:20.219	87.0	21:33.111
11	2	2:07.710	47.978	37.077	42.655	147.9	23:40.821
12	2	1:58.053	39.980	36.832	41.241	159.9	25:38.874
13	2	1:57.933	40.289	36.849	40.795	160.1	27:36.807
14	2	1:58.001	40.277	36.569	41.155	160.0	29:34.808
15	2	1:58.090	39.961	36.729	41.400	159.9	31:32.898
16	2	1:58.416	40.104	36.922	41.390	159.5	33:31.314
17	2	1:57.117	39.898	36.549	40.670	161.2	35:28.431
18	2	1:58.757	39.864	38.018	40.875	159.0	37:27.188
19	2	1:59.010	39.789	38.314	40.907	158.7	39:26.198
20	2	1:57.955	39.939	36.778	41.238	160.1	41:24.153
21	2	1:59.349	39.934	37.248	42.167	158.2	43:23.502

28		TEAM CARS RACING		Porsche 911 GT3 CUP			
		1.Filippo FRANGIONI		GT CUP 2			
		2.Edoardo CASAZZA					
1	1	2:15.052	52.646	39.179	43.227	139.8	2:15.052
2	1	2:01.458	41.727	37.955	41.776	155.5	4:16.510
3	1	2:01.407	42.182	37.784	41.441	155.5	6:17.917
4	1	2:00.266	41.206	37.593	41.467	157.0	8:18.183
5	1	2:00.240	41.053	37.632	41.555	157.0	10:18.423
6	1	2:00.574	41.089	37.881	41.604	156.6	12:18.997
7	1	2:01.744	41.493	38.008	42.243	155.1	14:20.741
8	1	3:46.594B	41.785	38.223	2:26.586	83.3	18:07.335
9	2	2:11.967	48.723	39.234	44.010	143.1	20:19.302
10	2	2:05.405	41.668	39.610	44.127	150.6	22:24.707
11	2	2:03.754	42.287	39.122	42.345	152.6	24:28.461
12	2	2:01.183	41.187	37.893	42.103	155.8	26:29.644
13	2	2:01.927	41.306	38.263	42.358	154.9	28:31.571
14	2	2:03.855	41.365	39.790	42.700	152.5	30:35.426
15	2	2:02.241	41.763	38.607	41.871	154.5	32:37.667
16	2	2:01.710	40.945	38.491	42.274	155.1	34:39.377
17	2	2:01.000	41.225	37.820	41.955	156.0	36:40.377
18	2	2:02.581	41.852	37.809	42.920	154.0	38:42.958
19	2	2:02.835	41.107	38.791	42.937	153.7	40:45.793
20	2	2:03.022	40.993	38.841	43.188	153.5	42:48.815



National GT Challenge/P9 Challenge

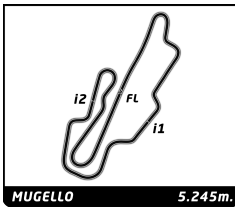
Mugello Racing Weekend

Gara 1

Sector Analysis

— Invalidated Lap ■ Personal Best ■ Session Best B Crossing the pit lane

Lap	D	Time	Sector 1	Sector 2	Sector 3	Kph	Elapsed	Lap	D	Time	Sector 1	Sector 2	Sector 3	Kph	Elapsed
33 SR&R SRL <small>Ferrari 458 CHALLENGE EVO</small>															
1.Emilio Gennaro ROCCHI <small>GT CUP 3</small>															
2. ARAMIS															
1	1	2:45.173	1:07.947	46.033	51.193	114.3	2:45.173	8	1	3:39.964 B	39.821	36.880	2:23.263	85.8	17:30.328
2	1	2:21.605	48.932	44.423	48.250	133.3	5:06.778	9	2	2:04.399	46.020	37.217	41.162	151.8	19:34.727
3	1	2:20.405	46.219	45.265	48.921	134.5	7:27.183	10	2	1:57.137	39.880	36.568	40.689	161.2	21:31.864
4	1	2:22.840	46.941	46.773	49.126	132.2	9:50.023	11	2	1:57.196	39.814	37.038	40.344	161.1	23:29.060
5	1	2:25.124	48.804	48.712	47.608	130.1	12:15.147	12	2	1:58.047	40.037	37.371	40.639	160.0	25:27.107
6	1	2:21.924	45.493	47.427	49.004	133.0	14:37.071	13	2	1:57.717	40.196	36.831	40.690	160.4	27:24.824
7	1	2:18.725	45.745	44.664	48.316	136.1	16:55.796	14	2	1:57.090	40.109	36.614	40.367	161.3	29:21.914
8	1	2:20.319	45.604	44.988	49.727	134.6	19:16.115	15	2	1:57.823	40.311	37.174	40.338	160.3	31:19.737
9	1	3:59.449 B	45.577	44.695	2:29.177	78.9	23:15.564	16	2	1:59.500	40.019	36.941	42.540	158.0	33:19.237
10	2	2:25.136	52.536	43.471	49.129	130.1	25:40.700	17	2	1:58.809	41.097	36.638	41.074	158.9	35:18.046
11	2	2:15.091	44.967	43.142	46.982	139.8	27:55.791	18	2	1:57.458	40.246	36.596	40.616	160.8	37:15.504
12	2	2:16.302	44.481	44.700	47.121	138.5	30:12.093	19	2	1:58.811	40.624	37.129	41.058	158.9	39:14.315
13	2	2:16.240	46.735	44.000	45.505	138.6	32:28.333	20	2	1:58.408	40.150	37.762	40.496	159.5	41:12.723
14	2	2:09.418	42.833	41.075	45.510	145.9	34:37.751	21	2	1:58.731	40.256	36.812	41.663	159.0	43:11.454
15	2	2:10.760	43.769	41.075	45.916	144.4	36:48.511								
16	2	2:10.614	43.582	40.659	46.373	144.6	38:59.125								
17	2	2:13.821	43.803	41.889	48.129	141.1	41:12.946								
18	2	2:19.203	46.208	45.657	47.338	135.6	43:32.149								
42 TEAM CARS RACING <small>Porsche 992 GT3 CUP</small>															
1.Marco SQUILLACI <small>GT CUP 2</small>															
2.Emanuele ROMANI															
1	1	2:25.936	57.631	42.611	45.694	129.4	2:25.936								
2	1	2:12.098	44.981	42.460	44.657	142.9	4:38.034								
3	1	2:09.722	43.901	41.468	44.353	145.6	6:47.756								
4	1	2:09.767	43.731	41.661	44.375	145.5	8:57.523								
5	1	2:09.210	43.296	41.368	44.546	146.1	11:06.733								
6	1	2:09.271	43.203	41.816	44.252	146.1	13:16.004								
7	1	2:08.209	42.946	41.229	44.034	147.3	15:24.213								
8	1	2:11.591	44.516	42.651	44.424	143.5	17:35.804								
9	1	4:00.826 B	44.518	41.406	2:34.902	78.4	21:36.630								
10	2	2:15.404	50.685	40.680	44.039	139.4	23:52.034								
11	2	2:07.776	43.013	40.886	43.877	147.8	25:59.810								
12	2	2:08.904	43.066	41.190	44.648	146.5	28:08.714								
13	2	2:04.864	42.120	39.854	42.890	151.2	30:13.578								
14	2	2:06.995	42.686	40.665	43.644	148.7	32:20.573								
15	2	2:04.255	41.581	39.477	43.197	152.0	34:24.828								
16	2	2:05.731	41.963	40.310	43.458	150.2	36:30.559								
17	2	2:07.314	42.894	40.966	43.454	148.3	38:37.873								
18	2	2:08.568	42.253	42.371	43.944	146.9	40:46.441								
19	2	2:09.441	42.597	41.210	45.634	145.9	42:55.882								
43 BEST LAP <small>Ferrari 488 Challenge EVO</small>															
1.Riccardo ROMAGNOLI <small>GT CUP 2</small>															
2.Elio MARCHETTI															
1	1	2:05.508	47.549	37.057	40.902	150.4	2:05.508								
2	1	1:58.536	40.652	36.968	40.916	159.3	4:04.044								
3	1	1:57.711	40.249	37.099	40.363	160.4	6:01.755								
4	1	1:56.935	39.789	36.327	40.819	161.5	7:58.690								
5	1	1:57.388	39.808	36.499	41.081	160.9	9:56.078								
6	1	1:57.620	40.505	36.744	40.371	160.5	11:53.698								
7	1	1:56.666	39.844	36.461	40.361	161.8	13:50.364								
50 FORMULA RACING <small>Ferrari 488 Challenge EVO</small>															
1.Hsuan LEE <small>GT CUP 2</small>															
1	1	2:08.639	49.640	37.598	41.401	146.8	2:08.639								
2	1	1:59.333	40.534	37.456	41.343	158.2	4:07.972								
3	1	1:58.675	40.162	37.250	41.263	159.1	6:06.647								
4	1	1:59.464	40.255	37.921	41.288	158.1	8:06.111								
5	1	1:58.927	40.361	37.227	41.339	158.8	10:05.038								
6	1	2:01.053	41.102	37.868	42.083	156.0	12:06.091								
7	1	1:59.401	40.214	37.429	41.758	158.1	14:05.492								
8	1	1:59.975	39.871	37.881	42.223	157.4	16:05.467								
9	1	1:59.637	40.394	37.336	41.907	157.8	18:05.104								
10	1	3:42.616 B	39.902	37.566	2:25.148	84.8	21:47.720								
11	1	2:08.586	49.190	37.818	41.578	146.8	23:56.306								
12	1	2:03.886	39.843	40.214	43.829	152.4	26:00.192								
13	1	2:00.545	41.687	37.215	41.643	156.6	28:00.737								
14	1	2:00.409	39.851	38.525	42.033	156.8	30:01.146								
15	1	1:59.601	40.030	37.979	41.592	157.9	32:00.747								
16	1	1:59.866	40.308	37.405	42.153	157.5	34:00.613								
17	1	1:59.522	39.899	37.597	42.026	158.0	36:00.135								
18	1	2:01.610	40.767	39.161	41.682	155.3	38:01.745								
19	1	1:59.870	39.967	37.742	42.161	157.5	40:01.615								
20	1	2:00.243	40.879	37.414	41.950	157.0	42:01.858								
57 LEMA RACING <small>Lamborghini Huracan ST EVO2</small>															
1.Alessandro BRIGATTI <small>GT CUP 1</small>															
2.Simone CONTI															
1	1	2:01.775	45.719	35.983	40.073	155.1	2:01.775								
2	1	1:54.241	38.718	35.700	39.823	165.3	3:56.016								
3	1	1:54.572	38.721	35.904	39.947	164.8	5:50.588								
4	1	1:54.454	38.952	35.797	39.705	165.0	7:45.042								
5	1	1:56.444	38.929	36.674	40.841	162.2	9:41.486								
6	1	1:54.257	38.864	35.753	39.640	165.3	11:35.743								
7	1	1:54.322	38.922	35.672	39.728	165.2	13:30.065								
8	1	1:54.584	38.849	35.682	40.053	164.8	15:24.649								
9	1	1:55.351	40.137	35.433	39.781	163.7	17:20.000								
10	1	1:54.361	38.605	35.266	40.490	165.1	19:14.361								
11	1	3:35.858 B	38.798	35.508	2:21.552	87.5	22:50.219								
12	2	2:10.845	49.158	39.085	42.602	144.3	25:01.064								
13	2	2:02.791	41.408	39.056	42.327	153.8	27:03.855								
14	2	2:04.755	41.720	39.727	43.308	151.4	29:08.610								
15	2	2:05.258	41.745	40.736	42.777	150.7	31:13.868								



National GT Challenge/P9 Challenge

Mugello Racing Weekend

Gara 1

Sector Analysis

— Invalidated Lap
 ■ Personal Best
 ■ Session Best
 ■ Crossing the pit lane

Lap	D	Time	Sector 1	Sector 2	Sector 3	Kph	Elapsed	Lap	D	Time	Sector 1	Sector 2	Sector 3	Kph	Elapsed
16	2	2:05.926	41.548	40.171	44.207	149.9	33:19.794	14	2	1:56.205	40.068	35.894	40.243	162.5	29:00.453
17	2	2:02.840	42.119	38.764	41.957	153.7	35:22.634	15	2	1:56.070	39.197	36.813	40.060	162.7	30:56.523
18	2	2:02.372	41.546	39.045	41.781	154.3	37:25.006	16	2	1:55.990	39.251	35.951	40.788	162.8	32:52.513
19	2	2:03.636	41.205	40.175	42.256	152.7	39:28.642	17	2	1:56.554	39.743	36.329	40.482	162.0	34:49.067
20	2	2:03.957	42.100	39.637	42.220	152.3	41:32.599	18	2	1:57.758	39.094	36.608	42.056	160.3	36:46.825
								19	2	1:56.115	39.435	36.370	40.310	162.6	38:42.940
								20	2	1:56.182	39.448	36.568	40.166	162.5	40:39.122
								21	2	1:56.898	39.562	36.639	40.697	161.5	42:36.020

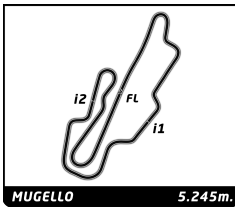
68	SF SQUADRA CORSE SRLS		Lamborghini Huracan ST EVO2				
	1. Pietro ALESSI 2. Federico DANOVA		GT CUP 1				
1	1	1:55.602	42.916	34.556	38.130	163.3	1:55.602
2	1	1:49.321	37.249	34.096	37.976	172.7	3:44.923
3	1	1:49.653	37.124	34.144	38.385	172.2	5:34.576
4	1	1:50.809	37.397	34.423	38.989	170.4	7:25.385
5	1	1:50.341	37.567	34.364	38.410	171.1	9:15.726

90	SCUDERIA VESUVIO		Lamborghini Huracan GT3				
	1. Angelo AMBROSIO 2. Pasquale PASTORE		GT3				
1	1	2:04.074	46.140	37.034	40.900	152.2	2:04.074
2	1	1:58.932	40.709	37.250	40.973	158.8	4:03.006
3	1	1:56.227	38.858	36.581	40.788	162.5	5:59.233
4	1	1:59.108	39.491	38.409	41.208	158.5	7:58.341
5	1	1:57.049	39.282	36.788	40.979	161.3	9:55.390
6	1	1:56.979	39.477	36.645	40.857	161.4	11:52.369
7	1	1:56.711	38.848	36.794	41.069	161.8	13:49.080
8	1	3:39.441 B	39.555	37.047	2:22.839	86.0	17:28.521
9	2	2:01.423	46.534	35.579	39.310	155.5	19:29.944
10	2	1:53.785	38.384	35.206	40.195	165.9	21:23.729
11	2	1:54.868	39.159	35.803	39.906	164.4	23:18.597
12	2	1:54.369	38.979	35.703	39.687	165.1	25:12.966
13	2	1:54.890	38.980	35.800	40.110	164.3	27:07.856
14	2	1:55.768	38.873	37.086	39.809	163.1	29:03.624
15	2	1:55.208	39.033	35.854	40.321	163.9	30:58.832
16	2	1:56.807	38.678	36.157	41.972	161.7	32:55.639
17	2	1:54.224	38.839	35.937	39.448	165.3	34:49.863
18	2	1:56.131	38.794	36.450	40.887	162.6	36:45.994
19	2	1:55.141	38.792	36.257	40.092	164.0	38:41.135
20	2	1:55.664	39.316	36.038	40.310	163.2	40:36.799
21	2	2:36.482	39.382	49.187	1:07.913	120.7	43:13.281

151	FORMULA RACING		Ferrari 488 Challenge EVO				
	1. Luigi FERRARI 2. Leonardo MEGNA		GT CUP 2				
1	1	2:05.726	47.829	36.943	40.954	150.2	2:05.726
2	1	1:57.780	39.887	37.169	40.724	160.3	4:03.506
3	1	1:56.879	40.282	36.037	40.560	161.6	6:00.385
4	1	1:55.913	39.207	36.329	40.377	162.9	7:56.298
5	1	1:56.929	39.976	36.056	40.897	161.5	9:53.227
6	1	1:56.569	40.097	36.045	40.427	162.0	11:49.796
7	1	1:56.043	39.474	36.264	40.305	162.7	13:45.839
8	1	1:55.818	39.632	36.014	40.172	163.0	15:41.657
9	1	1:56.103	39.522	36.074	40.507	162.6	17:37.760
10	1	3:33.894 B	39.843	36.554	2:17.497	88.3	21:11.654
11	2	2:02.133	46.081	35.611	40.441	154.6	23:13.787
12	2	1:54.456	38.972	35.570	39.914	165.0	25:08.243
13	2	1:56.005	39.669	36.114	40.222	162.8	27:04.248

157	BEST LAP		Ferrari 488 Challenge EVO				
	1. Giuseppe MARINARO 2. Alessandro PALAZZO		GT CUP 2				
1	1	2:07.908	48.994	37.777	41.137	147.6	2:07.908
2	1	1:57.771	40.275	37.103	40.393	160.3	4:05.679
3	1	1:57.275	39.567	37.334	40.374	161.0	6:02.954
4	1	1:56.130	39.158	36.372	40.600	162.6	7:59.084
5	1	1:57.160	39.812	36.726	40.622	161.2	9:56.244
6	1	1:57.990	40.618	36.814	40.558	160.0	11:54.234
7	1	1:56.840	39.541	36.641	40.658	161.6	13:51.074
8	1	1:57.393	39.361	36.771	41.261	160.8	15:48.467
9	1	1:56.087	39.418	36.304	40.365	162.7	17:44.554
10	1	1:57.239	39.504	37.732	40.003	161.1	19:41.793
11	1	2:02.431	39.184	42.872	40.375	154.2	21:44.224
12	1	3:33.655 B	39.836	36.618	2:17.201	88.4	25:17.879
13	2	2:05.447	47.547	37.064	40.836	150.5	27:23.326
14	2	1:57.180	39.672	36.758	40.750	161.1	29:20.506
15	2	1:57.804	39.581	37.485	40.738	160.3	31:18.310
16	2	1:59.191	39.850	37.721	41.620	158.4	33:17.501
17	2	1:58.806	39.790	36.942	42.074	158.9	35:16.307
18	2	1:56.918	39.815	36.613	40.490	161.5	37:13.225
19	2	1:57.043	39.581	36.853	40.609	161.3	39:10.268
20	2	1:59.173	40.312	37.048	41.813	158.4	41:09.441
21	2	1:58.762	40.975	36.868	40.919	159.0	43:08.203

202	Spirit Race Team		BMW M4 GT4 F82				
	1. Marc WIEZORREK		2b				
1	1	2:28.466	1:01.028	40.989	46.449	127.2	2:28.466
2	1	2:10.660	43.890	41.336	45.434	144.5	4:39.126
3	1	2:09.667	43.138	41.568	44.961	145.6	6:48.793
4	1	2:09.867	43.289	41.499	45.079	145.4	8:58.660
5	1	2:09.025	42.948	41.137	44.940	146.3	11:07.685
6	1	2:10.274	42.707	41.803	45.764	144.9	13:17.959
7	1	2:08.125	42.712	39.950	45.463	147.4	15:26.084
8	1	4:13.995 B	44.432	41.733	2:47.830	74.3	19:40.079
9	1	2:17.288	51.567	40.174	45.547	137.5	21:57.367
10	1	2:08.924	44.440	39.908	44.576	146.5	24:06.291
11	1	2:05.723	42.452	39.204	44.067	150.2	26:12.014
12	1	2:14.583	43.855	42.774	47.954	140.3	28:26.597
13	1	2:16.921	45.309	44.820	46.792	137.9	30:43.518
14	1	2:15.230	44.313	44.053	46.864	139.6	32:58.748
15	1	2:06.235	43.117	39.214	43.904	149.6	35:04.983
16	1	2:07.474	43.644	38.995	44.835	148.1	37:12.457
17	1	2:09.987	44.588	40.539	44.860	145.3	39:22.444
18	1	2:19.153	43.323	48.609	47.221	135.7	41:41.597



National GT Challenge/P9 Challenge

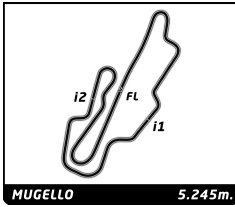
Mugello Racing Weekend

Gara 1

Sector Analysis

— Invalidated Lap ■ Personal Best ■ Session Best B Crossing the pit lane

Lap	D	Time	Sector 1	Sector 2	Sector 3	Kph	Elapsed	Lap	D	Time	Sector 1	Sector 2	Sector 3	Kph	Elapsed		
204	Spirit Race Team							AUDI R8 GT4									
	1.Julian JANSEN							2b									
	1	1	2:16.201	54.094	39.193	42.914	138.6	2:16.201	5	1	2:05.033	42.303	39.450	43.280	151.0	10:44.675	
	2	1	2:02.882	42.144	38.092	42.646	153.7	4:19.083	6	1	2:03.759	41.942	39.059	42.758	152.6	12:48.434	
	3	1	2:02.354	41.567	38.275	42.512	154.3	6:21.437	7	1	2:03.967	41.847	38.947	43.173	152.3	14:52.401	
	4	1	2:01.979	41.288	38.132	42.559	154.8	8:23.416	8	1	4:01.735B	41.778	41.055	2:38.902	78.1	18:54.136	
	5	1	2:05.568	42.752	39.034	43.782	150.4	10:28.984	9	1	2:11.428	48.714	38.921	43.793	143.7	21:05.564	
	6	1	2:02.587	41.915	38.084	42.588	154.0	12:31.571	10	1	2:03.548	41.825	38.753	42.970	152.8	23:09.112	
	7	1	2:03.704	41.648	38.158	43.898	152.6	14:35.275	11	1	2:04.475	41.623	40.238	42.614	151.7	25:13.587	
	8	1	2:01.093	41.574	37.513	42.006	155.9	16:36.368	12	1	2:01.428	41.701	38.113	41.614	155.5	27:15.015	
	9	1	2:01.545	41.366	37.920	42.259	155.3	18:37.913	13	1	2:00.988	40.925	38.146	41.917	156.1	29:16.003	
	10	1	2:03.458	41.489	38.547	43.422	152.9	20:41.371	14	1	2:06.721	41.820	42.509	42.392	149.0	31:22.724	
	11	1	4:03.289B	41.652	38.429	2:43.208	77.6	24:44.660	15	1	2:02.163	41.595	38.237	42.331	154.6	33:24.887	
	12	1	2:09.437	48.437	38.409	42.591	145.9	26:54.097	16	1	2:02.389	41.232	38.331	42.826	154.3	35:27.276	
	13	1	2:02.931	41.872	38.253	42.806	153.6	28:57.028	17	1	2:05.448	42.594	40.336	42.518	150.5	37:32.724	
	14	1	2:03.702	41.421	38.868	43.413	152.6	31:00.730	18	1	2:05.375	41.457	39.593	44.325	150.6	39:38.099	
	15	1	2:02.426	41.621	38.022	42.783	154.2	33:03.156	19	1	2:06.259	42.014	39.392	44.853	149.5	41:44.358	
	16	1	2:02.294	41.414	38.280	42.600	154.4	35:05.450									
	17	1	2:02.096	41.633	38.111	42.352	154.6	37:07.546									
	18	1	2:01.782	41.516	37.875	42.391	155.0	39:09.328									
	19	1	2:04.603	42.679	38.485	43.439	151.5	41:13.931									
20	1	2:02.496	41.842	38.024	42.630	154.1	43:16.427										
411	TEAM Sussenguth							PORSCHE 911 GT3 CUP GEN II									
	1.Manuel SUSSENGUTH							4b									
	1	1	2:26.487	1:04.456	39.646	42.385	128.9	2:26.487									
	2	1	2:01.139	42.811	36.969	41.359	155.9	4:27.626									
	3	1	1:59.657	40.869	37.427	41.361	157.8	6:27.283									
	4	1	1:58.362	39.753	37.586	41.023	159.5	8:25.645									
	5	1	1:58.329	39.593	37.261	41.475	159.6	10:23.974									
	6	1	1:57.903	39.839	37.092	40.972	160.1	12:21.877									
	7	1	1:58.918	40.018	37.741	41.159	158.8	14:20.795									
	8	1	1:58.902	40.114	37.636	41.152	158.8	16:19.697									
	9	1	3:55.885B	40.009	37.795	2:38.081	80.0	20:15.582									
	10	1	2:08.152	46.826	38.888	42.438	147.3	22:23.734									
	11	1	1:58.222	39.544	37.251	41.427	159.7	24:21.956									
	12	1	1:58.440	39.998	37.023	41.419	159.4	26:20.396									
	13	1	1:59.178	39.572	38.049	41.557	158.4	28:19.574									
	14	1	1:57.693	39.882	36.966	40.845	160.4	30:17.267									
	15	1	1:58.486	39.572	37.449	41.465	159.4	32:15.753									
	16	1	1:57.817	39.562	37.049	41.206	160.3	34:13.570									
	17	1	1:58.101	39.564	37.477	41.060	159.9	36:11.671									
	18	1	1:59.677	40.156	38.777	40.744	157.8	38:11.348									
	19	1	2:00.087	39.906	38.906	41.275	157.2	40:11.435									
20	1	2:00.149	39.666	38.769	41.714	157.2	42:11.584										
507	Team Lienau							ASTON MARTIN V12 GT3									
	1.Alexander LIENAU							5									
	1	1	2:26.275	57.960	42.842	45.473	129.1	2:26.275									
	2	1	2:07.117	44.912	39.472	42.733	148.5	4:33.392									
	3	1	2:02.751	41.495	37.884	43.372	153.8	6:36.143									
	4	1	2:03.499	42.087	38.326	43.086	152.9	8:39.642									
	604	HR Spezialfedern GmbH & Co KG							BMW M4 GT3								
		1.Jurgen ALZEN							6								
		1	1	1:58.408	44.309	35.370	38.729	159.5	1:58.408								
		2	1	1:52.361	38.098	35.376	38.887	168.0	3:50.769								
		3	1	1:51.447	37.531	34.898	39.018	169.4	5:42.216								
		4	1	1:52.918	38.188	35.784	38.946	167.2	7:35.134								
		5	1	1:55.024	39.144	36.709	39.171	164.2	9:30.158								
		6	1	1:53.199	38.551	35.286	39.362	166.8	11:23.357								
		7	1	1:52.602	38.367	35.196	39.039	167.7	13:15.959								
		8	1	1:52.877	38.105	35.491	39.281	167.3	15:08.836								
		9	1	1:52.812	38.468	35.429	38.915	167.4	17:01.648								
		10	1	1:55.433	39.634	36.119	39.680	163.6	18:57.081								
		11	1	4:16.375B	38.532	36.401	3:01.442	73.6	23:13.456								
		12	2	2:02.338	46.862	36.102	39.374	154.3	25:15.794								
		13	2	1:54.059	38.718	36.251	39.090	165.5	27:09.853								
14		2	1:54.791	39.754	35.889	39.148	164.5	29:04.644									
15		2	1:53.803	38.637	35.838	39.328	165.9	30:58.447									
16		2	1:53.894	38.419	35.447	40.028	165.8	32:52.341									
17		2	1:55.496	38.760	36.983	39.753	163.5	34:47.837									
18		2	1:54.153	38.711	36.051	39.391	165.4	36:41.990									
19		2	1:55.298	39.531	35.984	39.783	163.8	38:37.288									
20	2	1:55.684	39.128	36.163	40.393	163.2	40:32.972										
21	2	1:53.177	38.464	35.625	39.088	166.8	42:26.149										
607	JB racing TEAM							CHEVROLET C7 GT3 Corvette									
	1.Jurgen BENDER							6									
	1	1	2:09.290	50.697	37.223	41.370	146.0	2:09.290									
	2	1	1:59.221	40.509	37.360	41.352	158.4	4:08.511									
	3	1	1:58.675	40.063	37.345	41.267	159.1	6:07.186									
	4	1	1:59.065	40.199	37.799	41.067	158.6	8:06.251									
	5	1	1:58.816	40.656	37.425	40.735	158.9	10:05.067									
	6	1	1:57.803	39.179	37.710	40.914	160.3	12:02.870									
	7	1	1:57.708	40.380	36.232	41.096	160.4	14:00.578									
	8	1	4:24.685B	40.183	36.985	3:07.517	71.3	18:25.263									
	9	1	2:04.777	46.910	36.449	41.418	151.3	20:30.040									
	10	1	2:01.267	42.122	37.371	41.774	155.7	22:31.307									
	11	1	2:00.422	42.065	36.783	41.574	156.8	24:31.729									
	12	1	2:00.194	41.616	36.765	41.813	157.1	26:31.923									
	13	1	2:00.133	41.339	36.497	42.297	157.2	28:32.056									



National GT Challenge/P9 Challenge

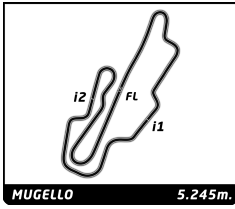
Mugello Racing Weekend

Gara 1

Sector Analysis

_ Invalidated Lap
 ■ Personal Best
 ■ Session Best
 B Crossing the pit lane

Lap	D	Time	Sector 1	Sector 2	Sector 3	Kph	Elapsed	Lap	D	Time	Sector 1	Sector 2	Sector 3	Kph	Elapsed
14	1	2:01.500	41.395	38.747	41.358	155.4	30:33.556								
15	1	1:59.095	41.201	36.147	41.747	158.5	32:32.651								
16	1	1:59.944	41.880	36.452	41.612	157.4	34:32.595								
17	1	2:00.001	42.279	36.175	41.547	157.3	36:32.596								
18	1	2:01.158	41.836	37.461	41.861	155.8	38:33.754								
19	1	2:00.609	41.953	36.152	42.504	156.6	40:34.363								
20	1	2:01.813	42.465	37.524	41.824	155.0	42:36.176								

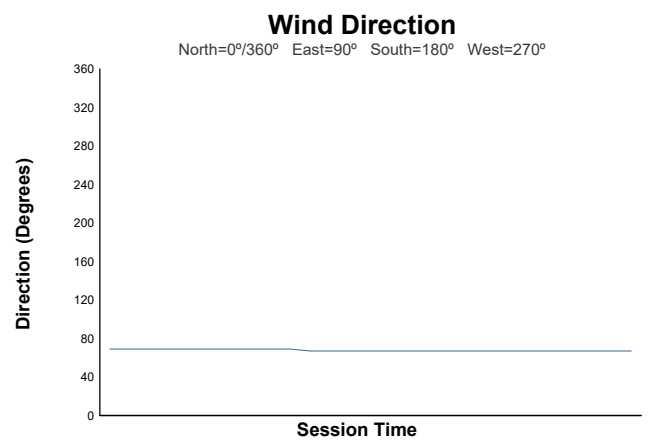
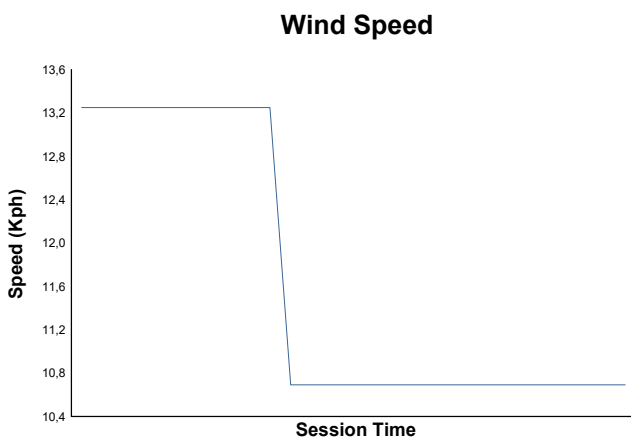
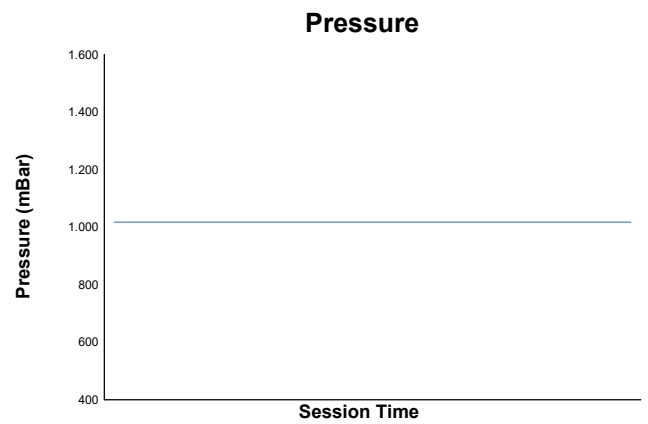
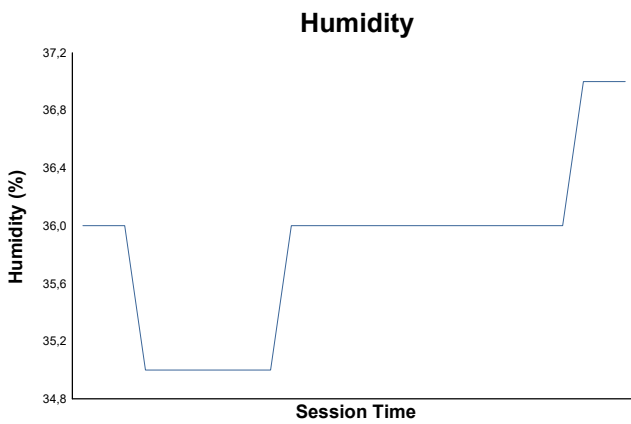
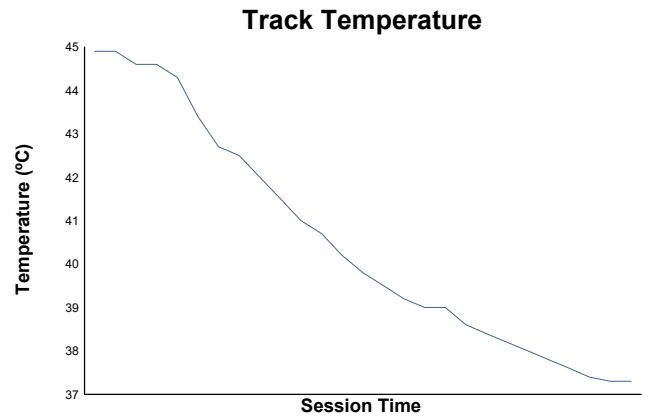
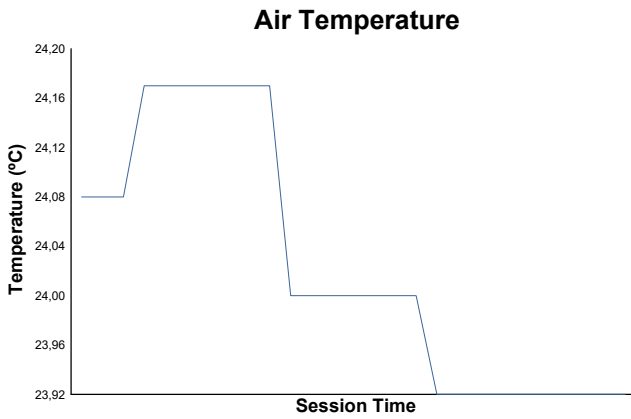


National GT Challenge/P9 Challenge

Mugello Racing Weekend

Gara 1

Weather Report



Track Status: **DRY**